








SHERWOOD SITE	
EXISTING PARKING	93 SPACES
EXISTING AREA	15,000 SF
WILLARD SITE	
EXISTING PARKING	106 SPACES
EXISTING AREA	30,000 SF
TOTAL	
EXISTING PARKING	199 SPACES
EXISTING AREA	45,000 SF

LEGEND

-  TRAILS
-  PARCEL BOUNDARIES
-  PARKING
-  PROPOSED BUILDING
-  EXISTING BUILDING

JOSEPH WILLARD MASTER PLAN

EXISTING

16 NOVEMBER 2017

