

PROP. CROSSWALK

PROP. SIGNALIZED INTERSECTION

PROP. BIKE RACK

PROP. TRASH RECEPTACLE (TYP.)

PROP. 6'x20' SCOOTER DOCKING

PROP. RET. WALL W/ MURAL

PROP. BIKE RACK

PUBLIC PLAZA

PROP. R.O.W.
PROP. 5' SIDEWALK

PROP. SHORT TERM DROPOFF

PROP. R.O.W.

PROP. SIDEWALK

PROP. 10' SIDEWALK

PROP. SEATING FOR SHORT TERM DROPOFF



PROP. 12'x8' BUS SHELTER (TYP. PER THE CITY OF FAIRFAX'S PFM)



No.	DATE	DESCRIPTION	REVISIONS

PLAN DATE
06-16-23

Urban, Ltd.
4900 TECHNOLOGY CT.
CHANTILLY, VA, 20151
PHONE: 703.528.8888
FAX: 703.528.8888
www.urban-lltd.com



COMMONWEALTH OF VIRGINIA
John Lightle
Lic. No. 1957
06/16/2023
Landscape Architecture

CONCEPTUAL ILLUSTRATIVE RENDERING
THE OX FAIRFAX - BLOCK A
GENERAL DEVELOPMENT PLAN
SPECIAL USE PERMIT PLAT
CITY OF FAIRFAX, VIRGINIA
DATE: FEB., 2023
SCALE: 1" = 10'
C.I. = N/A

SHEET
28
OF
28
FILE No.
RZ-13135

Urban, Ltd. - J:\JOBS\CityCenter\B-Engineering\Entitlement\CDP-FDP-SPEX\13135-13-LANDSCAPE.dwg [hub rendering] June 16, 2023 - 8:44am mboldwin

Design Documents have been prepared solely for the limited purpose of establishing the Project's aesthetic architectural design intent. The Design Documents shall not be used for construction, permitting, or any other use inconsistent with the limited purpose of establishing aesthetic architectural design intent. Any dimensional or technical information contained in the Design Documents is provided solely for illustrative purposes and shall not be relied upon. Any use of the Design Documents for purposes other than establishing the Project's aesthetic architectural design intent shall be at user's sole risk and without liability to the Design Architect. Further, to the extent permitted by law, any use of these Design Documents constitutes an agreement by the user to indemnify and hold harmless the Design Architect and its officers, directors, employees and consultants from all damages, liability, costs and expenses, including the cost of defense, related to claims and causes of action asserted by any third person or entity to the extent such damages, liability, costs and expenses arise from use of the Design Documents for purposes other than establishing the Project's aesthetic architectural design intent. Any use of these Design Documents for any purpose constitutes acceptance of the above terms and conditions by the user.

These drawings, specifications, and other documents, (the "Documents") including electronic versions thereof and the ideas, design and arrangements represented thereby, are and shall remain the property of David M. Schwarz Architects, Inc. as defined by applicable contractual agreements (the "Agreement") and as protected by the copyright statutes of the United States. Use of the Documents shall be strictly limited to the project for which they were prepared and developed. (The Project) per the terms of the Agreement. No part of the Documents shall be copied, disclosed to others, or used in connection with any other work or project, or by any other person for any other purpose, other than the completion of the Project without the specific written authorization of David M. Schwarz Architects, Inc. The downloading, copying, or viewing of electronic versions of the Documents or visual contact with any printed form thereof shall constitute conclusive evidence of acceptance of these restrictions.

REVISIONS

#	DATE	DESCRIPTION

PRINTED: 6/14/2023 5:25:27 PM

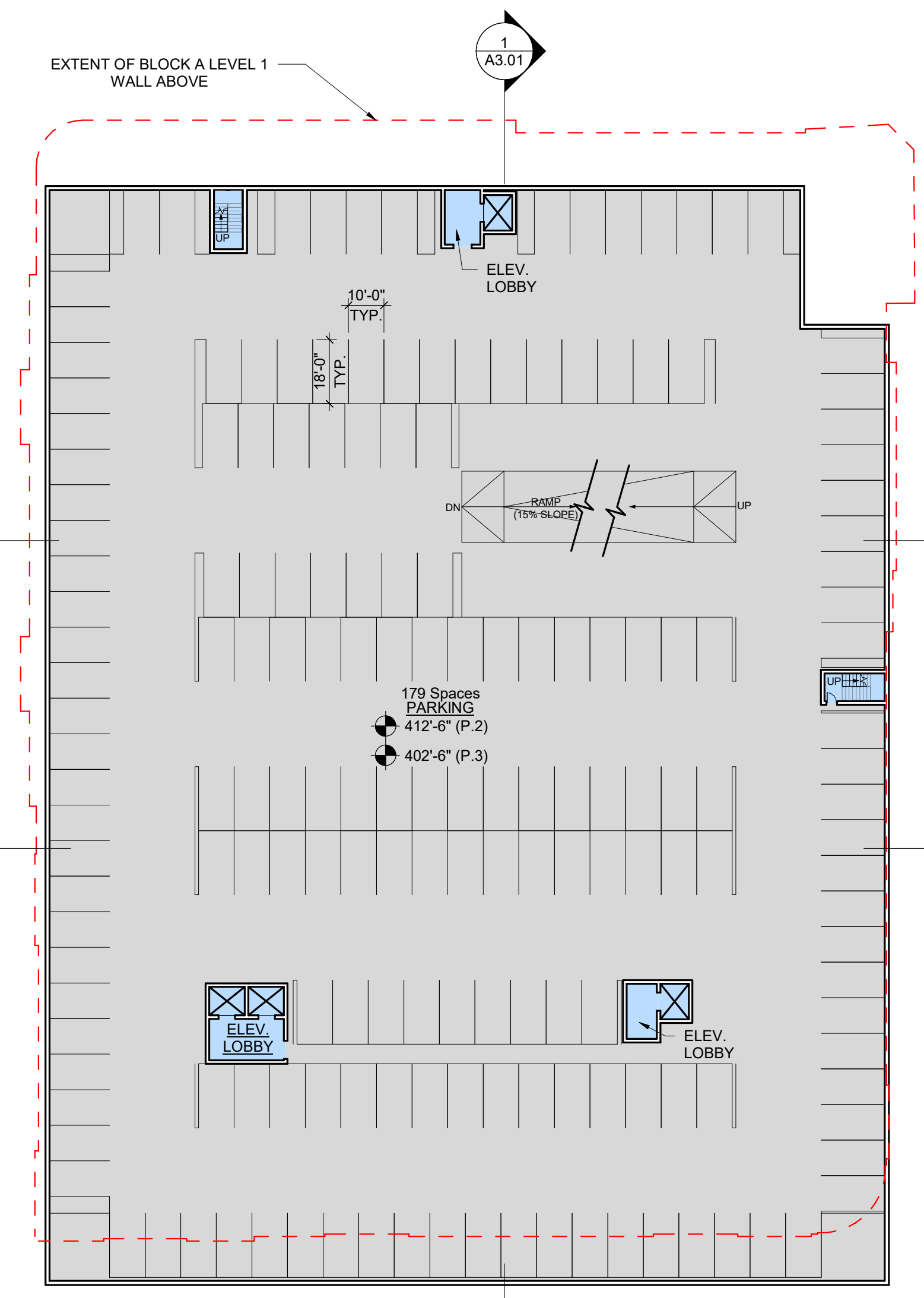
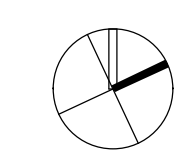
ISSUED: 06/16/2023

SHEET TITLE:
 LEVEL P2/3, P1, P0 - FLOOR PLANS

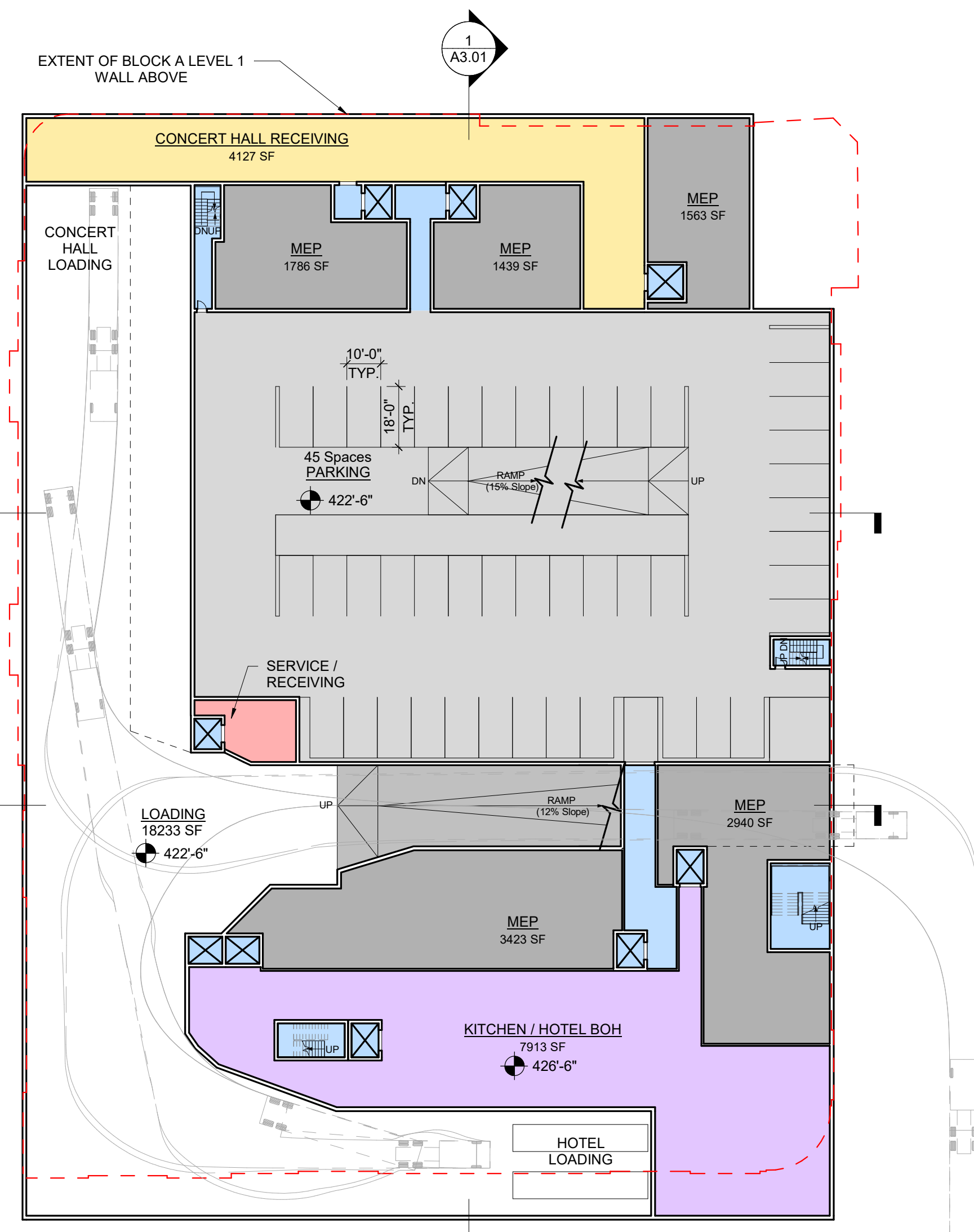
SHEET NO.:

A1.00

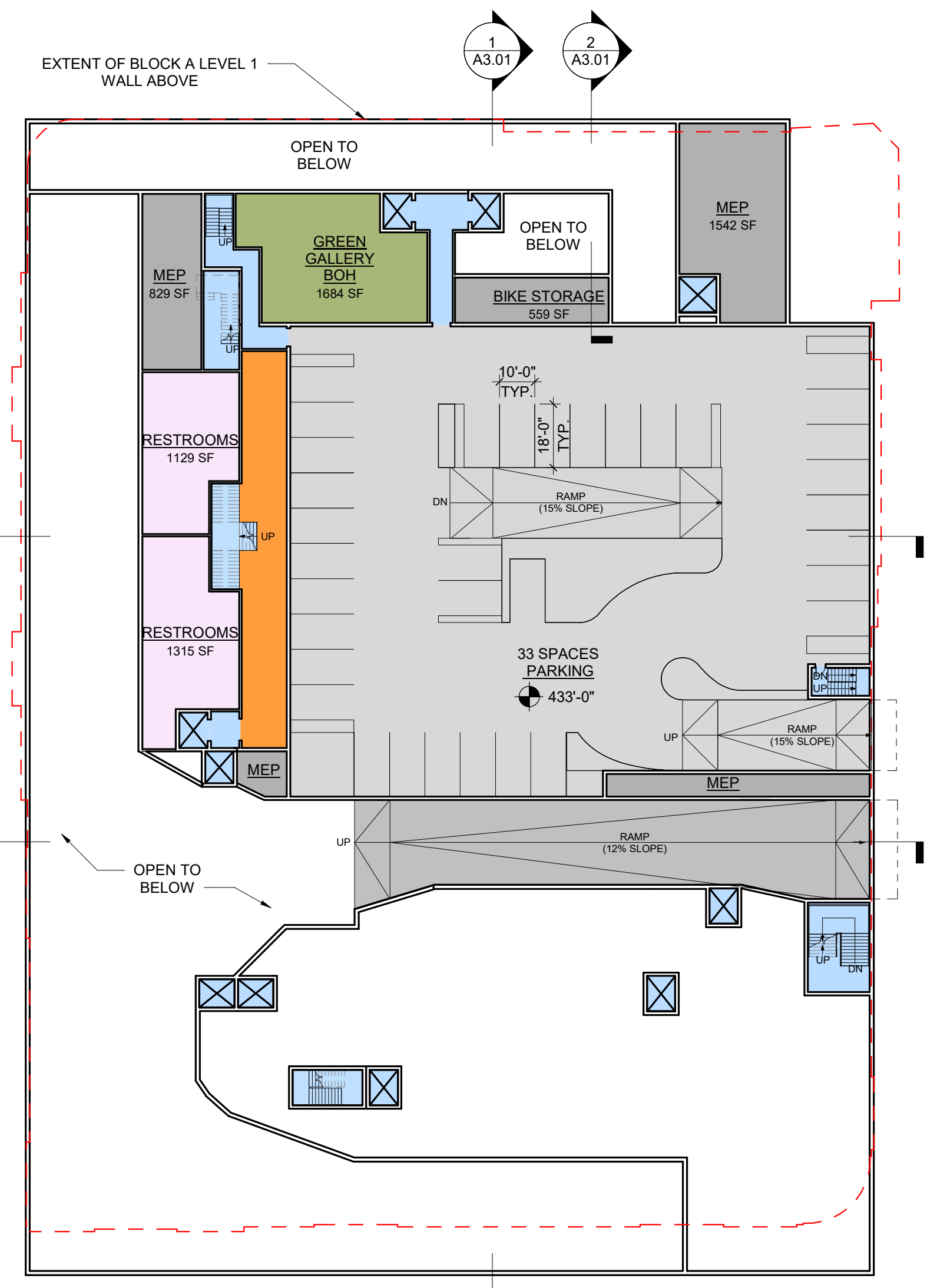
GENERAL NOTE:
 1) FLOOR PLANS ARE PRELIMINARY AND ARE SUBJECT TO CHANGE BASED ON LEASING AND ARCHITECTURAL DEVELOPMENT.



1
A1.00
LEVEL P2/P3 - FLOOR PLAN
 SCALE: 1/32" = 1'-0"



2
A1.00
LEVEL P1 - FLOOR PLAN
 SCALE: 1/32" = 1'-0"



3
A1.00
LEVEL P0 - FLOOR PLAN
 SCALE: 1/32" = 1'-0"

Design Documents have been prepared solely for the limited purpose of establishing the Project's aesthetic architectural design intent. The Design Documents shall not be used for construction, permitting, or any other use inconsistent with the limited purpose of establishing aesthetic architectural design intent. Any dimensional or technical information contained in the Design Documents is provided solely for illustrative purposes and shall not be relied upon. Any use of the Project's aesthetic architectural design intent shall be at user's sole risk and without liability to the Design Architect. Further, to the extent permitted by law, any use of these Design Documents constitutes an agreement by the user to indemnify and hold harmless the Design Architect and its officers, directors, employees and consultants from all damages, liability, costs and expenses, including the cost of defense, related to claims and causes of action asserted by any third person or entity to the extent such damages, liability, costs and expenses arise from use of the Design Documents for purposes other than establishing the Project's aesthetic architectural design intent. Any use of these Design Documents for any purpose constitutes acceptance of the above terms and conditions by the user.

These drawings, specifications, and other documents, (the "Documents") including electronic versions thereof and the ideas, design and arrangements represented thereby, are and shall remain the property of David M. Schwarz Architects, Inc. as defined by applicable contractual agreements (the "Agreement") and as protected by the copyright statutes of the United States. Use of the Documents shall be strictly limited to the project for which they were prepared and developed. (The Project) per the terms of the Agreement. No part of the Documents shall be copied, disclosed to others, or used in connection with any other work or project, or by any other person for any other purpose, other than the completion of the Project without the specific written authorization of David M. Schwarz Architects, Inc. The downloading, copying, or viewing of electronic versions of the Documents or visual contact with any printed form thereof shall constitute conclusive evidence of acceptance of these restrictions.

REVISIONS

#	DATE	DESCRIPTION

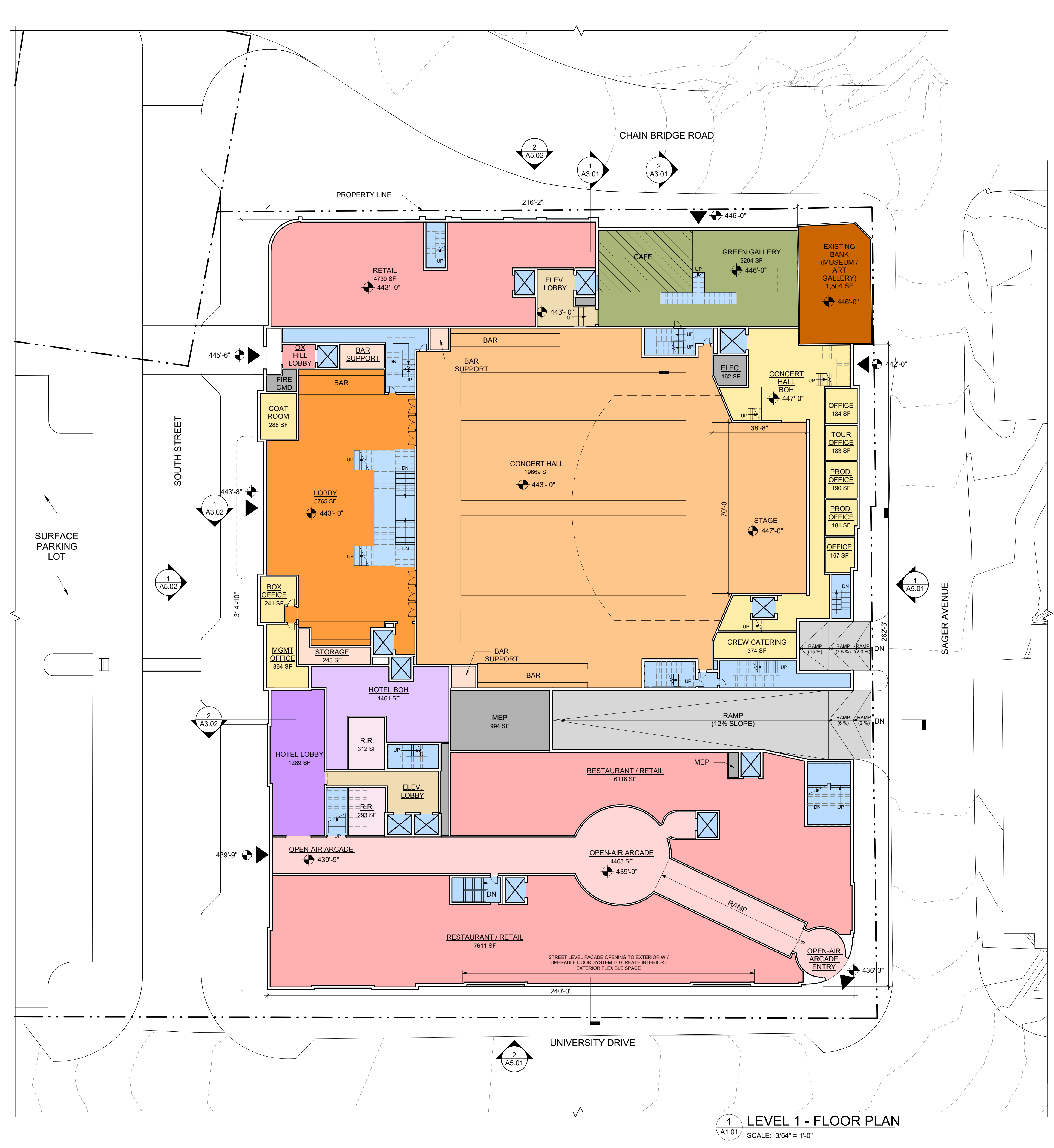
PRINTED: 6/14/2023 5:25:25 PM

ISSUED: 06/16/2023

SHEET TITLE:
 LEVEL 1 - FLOOR PLAN

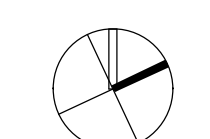
SHEET NO.:

A1.01



1 LEVEL 1 - FLOOR PLAN
 SCALE: 3/64" = 1'-0"

GENERAL NOTE:
 1) FLOOR PLANS ARE PRELIMINARY
 AND ARE SUBJECT TO CHANGE
 BASED ON LEASING AND
 ARCHITECTURAL DEVELOPMENT.



The Ox Fairfax
BLOCK A

DMSAS PROJECT #: P2102

OWNER
OX HILL COMPANIES
10523 MAIN ST. SUITE 200
FAIRFAX, VA 22030

DESIGN ARCHITECT
DAVID M. SCHWARZ ARCHITECTS, INC.
1707 L ST. NW, SUITE 400
WASHINGTON, D.C. 20036

ARCHITECT OF RECORD

CIVIL ENGINEER:
URBAN-LTD
4200 D. TECHNOLOGY COURT
CHANTILLY, VA 20151

TRAFFIC ENGINEER:
GOROVE-SLADE ASSOCIATES INC.
3914 CENTERVILLE RD. SUITE 300
CHANTILLY, VA 20151

LANDSCAPE ARCHITECT:
URBAN-LTD
4200 D. TECHNOLOGY COURT
CHANTILLY, VA 20151

STRUCTURAL ENGINEER:

MEP ENGINEER:

Design Documents have been prepared solely for the limited purpose of establishing the Project's aesthetic architectural design intent. The Design Documents shall not be used for construction, permitting, or any other use inconsistent with the limited purpose of establishing aesthetic architectural design intent. Any dimensional or technical information contained in the Design Documents is provided solely for illustrative purposes and shall not be relied upon. Any use of the Project's aesthetic architectural design intent shall be at the user's sole risk and without liability to the Design Architect. Further, to the extent permitted by law, any use of these Design Documents constitutes an agreement by the user to indemnify and hold harmless the Design Architect and its officers, directors, employees and consultants from all damages, liability, costs and expenses, including the cost of defense, related to claims and causes of action asserted by any third person or entity to the extent such damages, liability, costs and expenses arise from use of the Design Documents for purposes other than establishing the Project's aesthetic architectural design intent. Any use of these Design Documents for any purpose constitutes acceptance of the above terms and conditions by the user.

These drawings, specifications, and other documents, (the "Documents") including electronic versions thereof and the design and arrangements represented thereby, are and shall remain the property of David M. Schwarz Architects, Inc. as defined by applicable contractual agreements (the "Agreement") and as protected by the copyright statutes of the United States. Use of the Documents shall be strictly limited to the project for which they were prepared and developed. (The Project) per the terms of the Agreement. No part of the Documents shall be copied, disclosed to others, or used in connection with any other work or project, or by any other person for any other purpose, other than the completion of the Project without the specific written authorization of David M. Schwarz Architects, Inc. The downloading, copying, or viewing of electronic versions of the Documents or visual contact with any printed form thereof shall constitute conclusive evidence of acceptance of these restrictions.

REVISIONS

#	DATE	DESCRIPTION

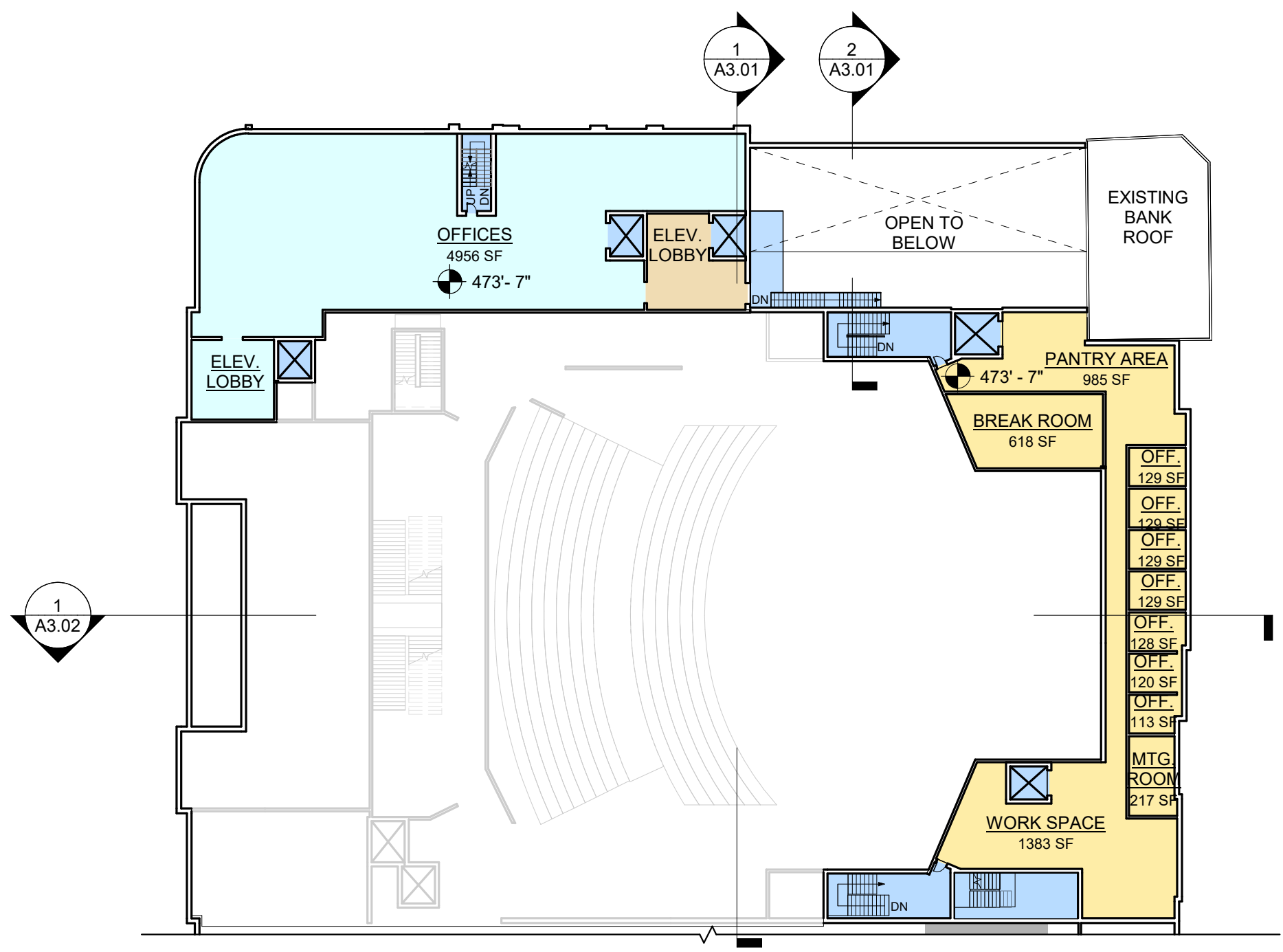
PRINTED: 6/14/2023 5:25:27 PM

ISSUED: 06/16/2023

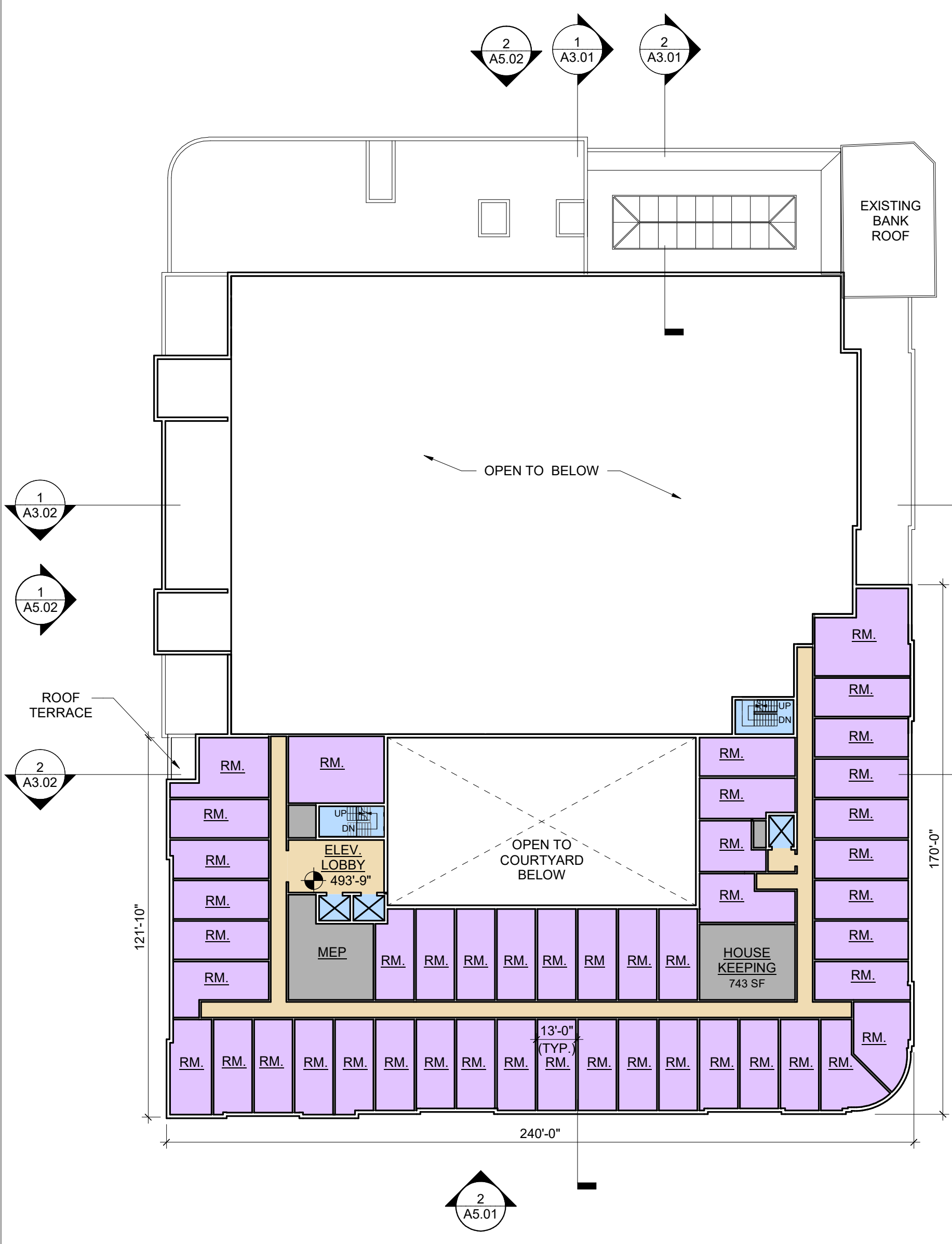
SHEET TITLE:
LEVEL 2, 3, 4 - FLOOR PLANS

SHEET NO.:

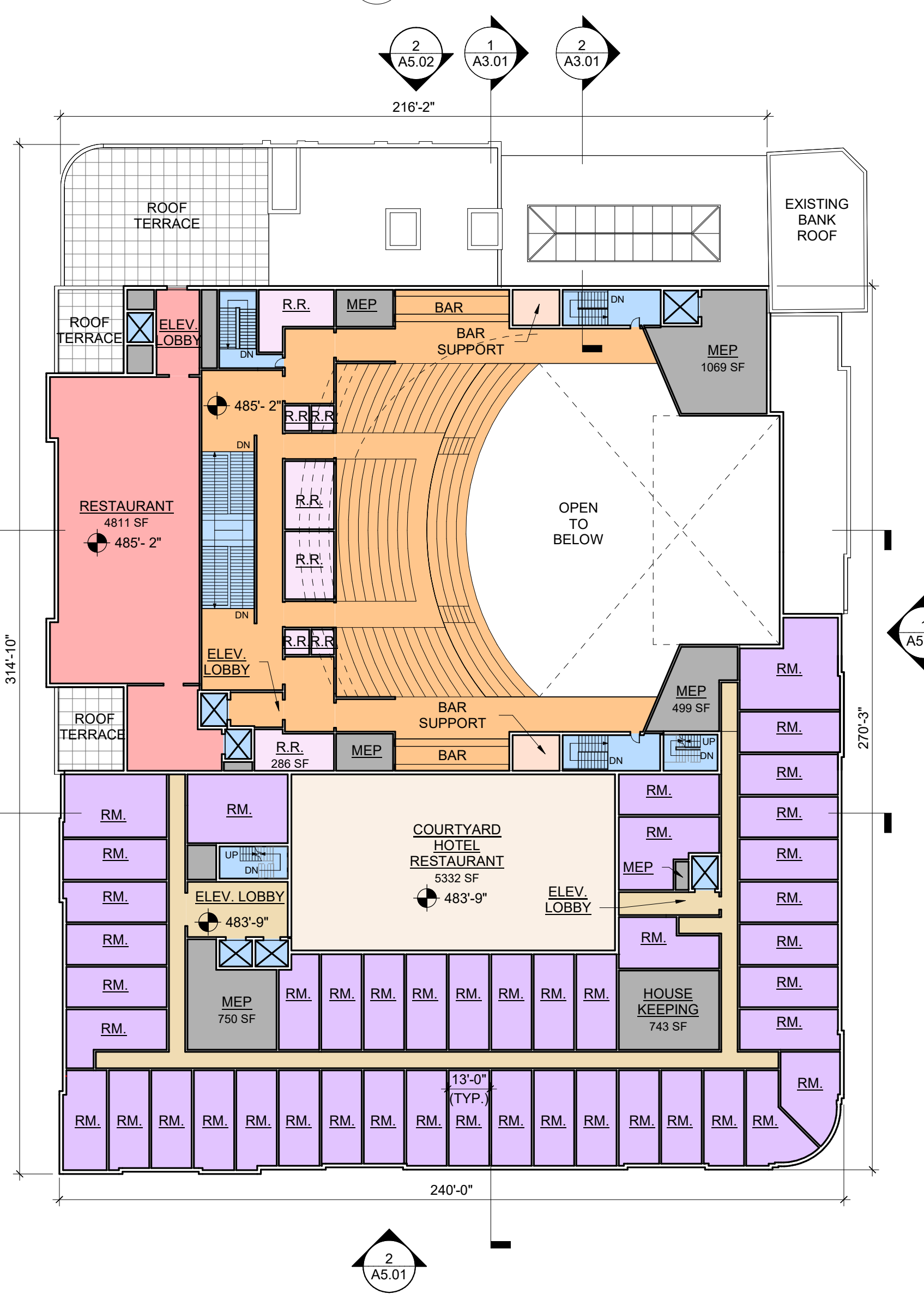
A1.02



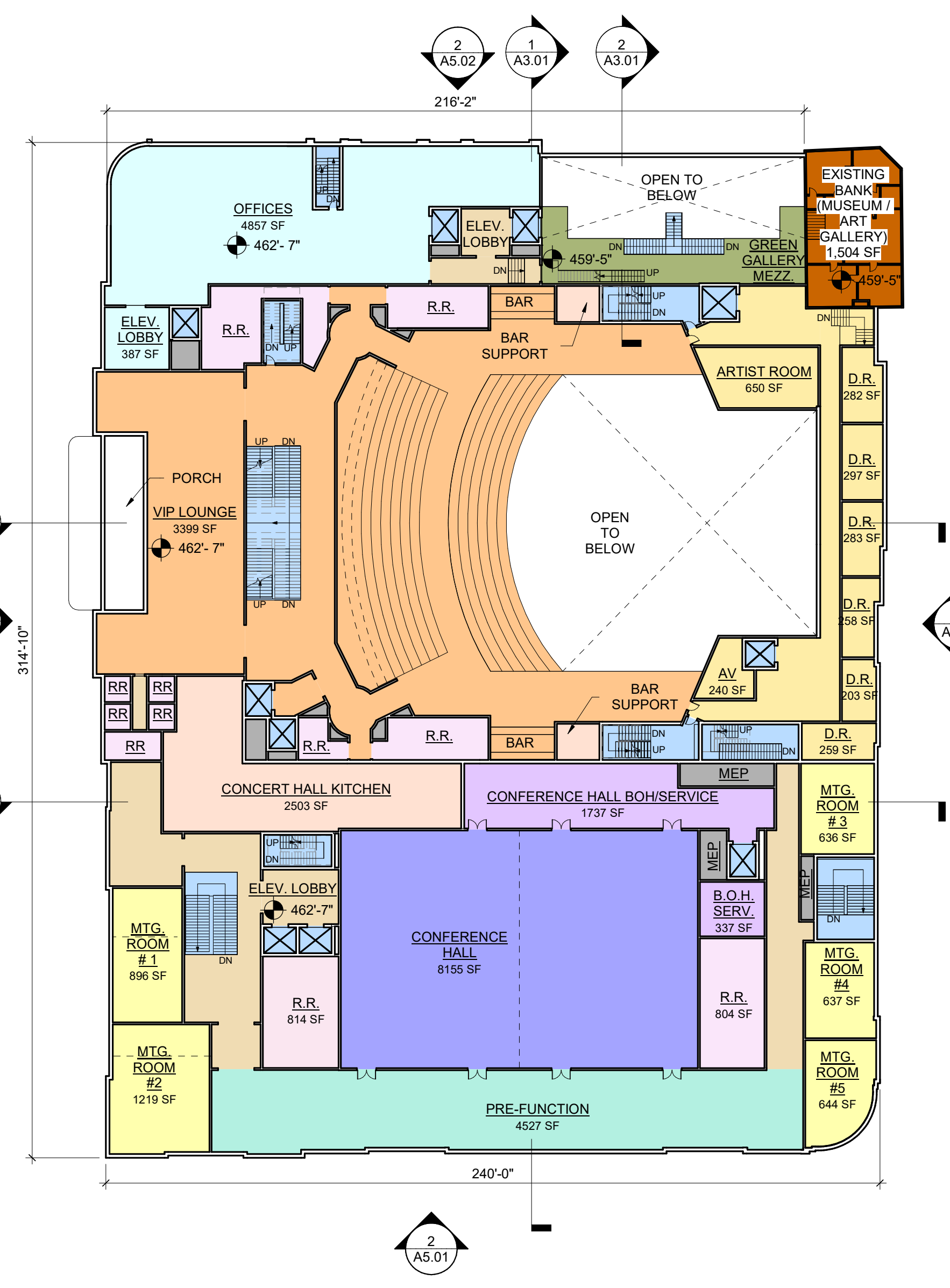
3 LEVEL 3 - FLOOR PLAN - LOWER
SCALE: 1/32" = 1'-0"



4 LEVEL 4 - FLOOR PLAN
SCALE: 1/32" = 1'-0"



2 LEVEL 3 - FLOOR PLAN - UPPER
SCALE: 1/32" = 1'-0"



1 LEVEL 2 - FLOOR PLAN
SCALE: 1/32" = 1'-0"

GENERAL NOTE:
1) FLOOR PLANS ARE PRELIMINARY AND ARE SUBJECT TO CHANGE BASED ON LEASING AND ARCHITECTURAL DEVELOPMENT.

OWNER

OX HILL COMPANIES
 10523 MAIN ST. SUITE 200
 FAIRFAX, VA 22030

DESIGN ARCHITECT
 DAVID M. SCHWARZ ARCHITECTS, INC.
 1707 L ST. NW, SUITE 400
 WASHINGTON, D.C. 20036

ARCHITECT OF RECORD

CIVIL ENGINEER:

URBAN-LTD
 4200 D. TECHNOLOGY COURT
 CHANTILLY, VA 20151

TRAFFIC ENGINEER:

GOROVE-SLADE ASSOCIATES INC.
 3914 CENTERVILLE RD. SUITE 300
 CHANTILLY, VA 20151

LANDSCAPE ARCHITECT:

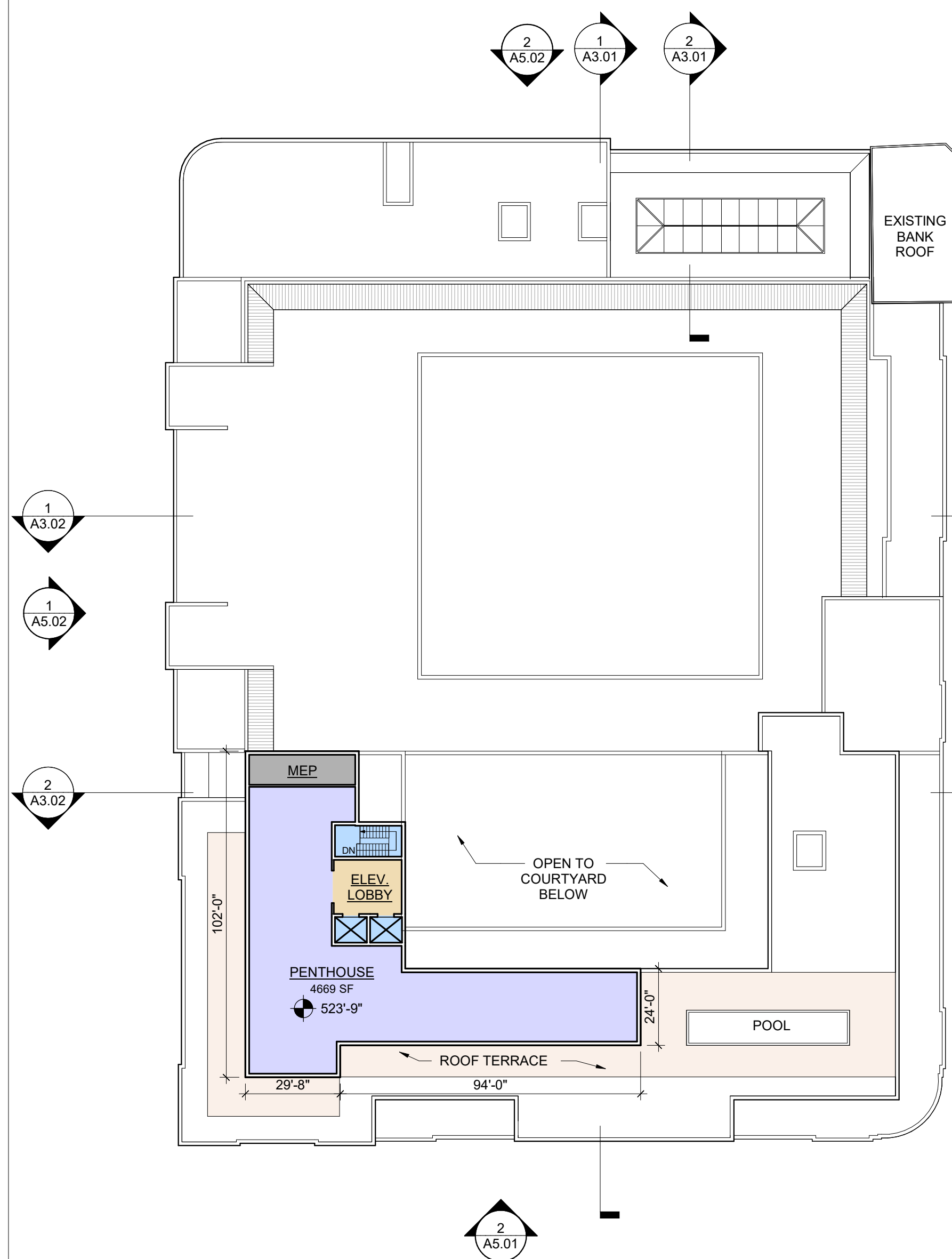
URBAN-LTD
 4200 D. TECHNOLOGY COURT
 CHANTILLY, VA 20151

STRUCTURAL ENGINEER:

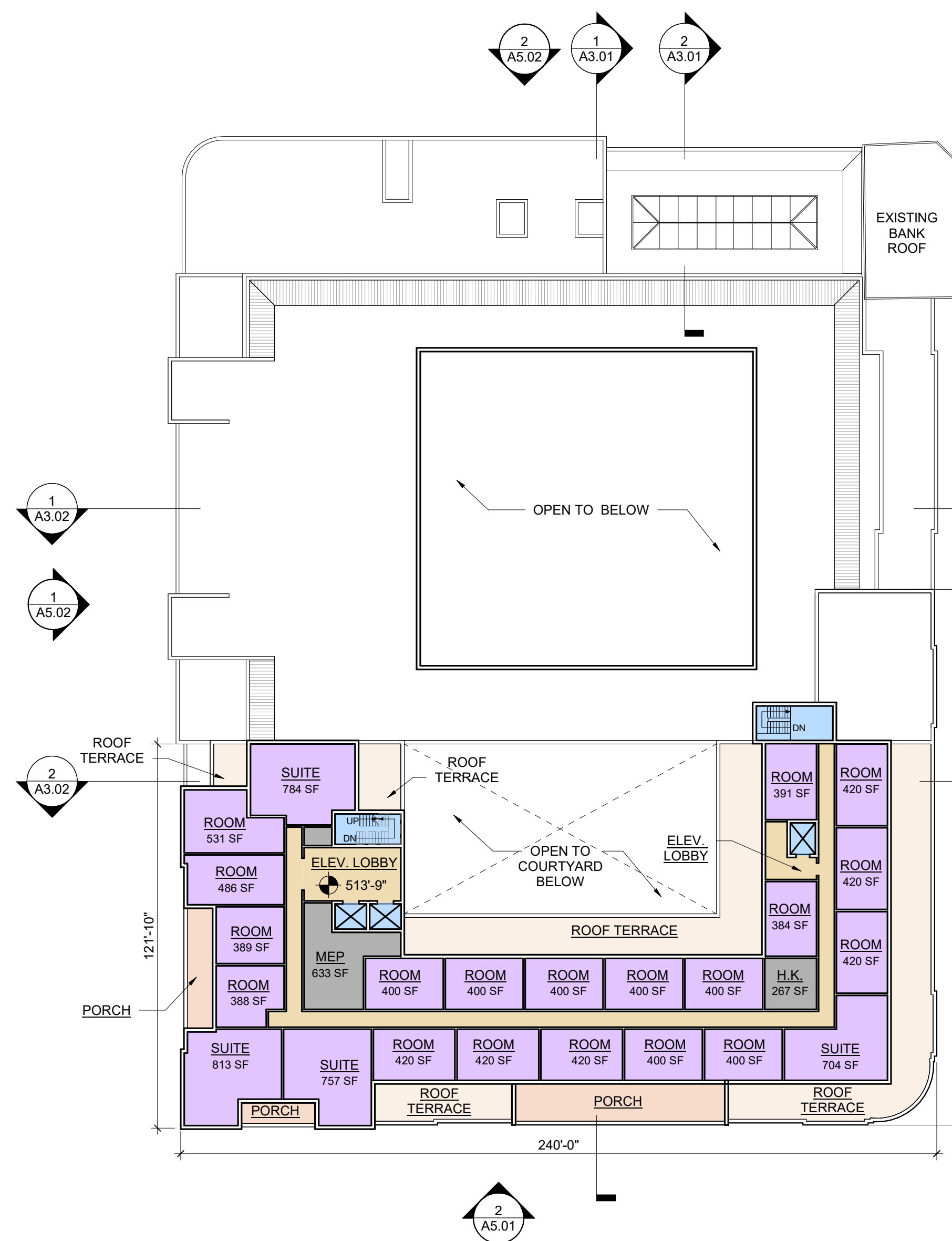
MEP ENGINEER:

Design Documents have been prepared solely for the limited purpose of establishing the Project's aesthetic architectural design intent. The Design Documents shall not be used for construction, permitting, or any other use inconsistent with the limited purpose of establishing aesthetic architectural design intent. Any dimensional or technical information contained in the Design Documents is provided solely for illustrative purposes and shall not be relied upon. Any use of the Project's aesthetic architectural design intent shall be at user's sole risk and without liability to the Design Architect. Further, to the extent permitted by law, any use of these Design Documents constitutes an agreement by the user to indemnify and hold harmless the Design Architect and its officers, directors, employees and consultants from all damages, liability, costs and expenses, including the cost of defense, related to claims and causes of action asserted by any third person or entity to the extent such damages, liability, costs and expenses arise from use of the Design Documents for purposes other than establishing the Project's aesthetic architectural design intent. Any use of these Design Documents for any purpose constitutes acceptance of the above terms and conditions by the user.

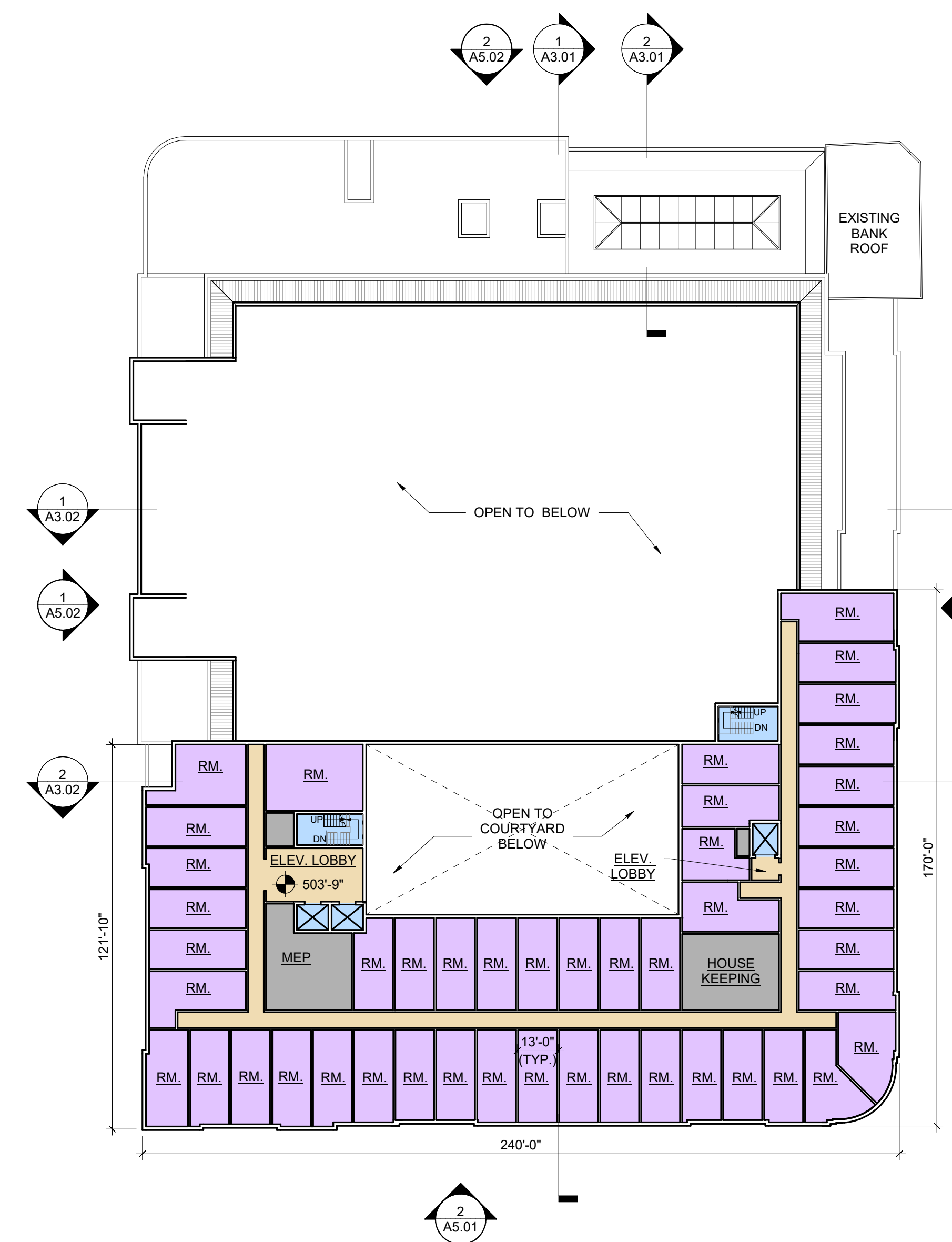
These drawings, specifications, and other documents, (the "Documents") including electronic versions thereof and the design and arrangements represented thereby, are and shall remain the property of David M. Schwarz Architects, Inc. as defined by applicable contractual agreements (the "Agreement") and as protected by the copyright statutes of the United States. Use of the Documents shall be strictly limited to the project for which they were prepared and developed. (The Project) per the terms of the Agreement. No part of the Documents shall be copied, disclosed to others, or used in connection with any other work or project, or by any other person for any other purpose, other than the completion of the Project without the specific written authorization of David M. Schwarz Architects, Inc. The downloading, copying, or viewing of electronic versions of the Documents or visual contact with any printed form thereof shall constitute conclusive evidence of acceptance of these restrictions.



3 LEVEL 7 - FLOOR PLAN
 SCALE: 1/32" = 1'-0"

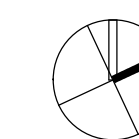


2 LEVEL 6 - FLOOR PLAN
 SCALE: 1/32" = 1'-0"



1 LEVEL 5 - FLOOR PLAN
 SCALE: 1/32" = 1'-0"

GENERAL NOTE:
 1) FLOOR PLANS ARE PRELIMINARY AND ARE SUBJECT TO CHANGE BASED ON LEASING AND ARCHITECTURAL DEVELOPMENT.



REVISIONS

#	DATE	DESCRIPTION

PRINTED: 6/15/2023 12:20:19 PM

ISSUED: 06/16/2023

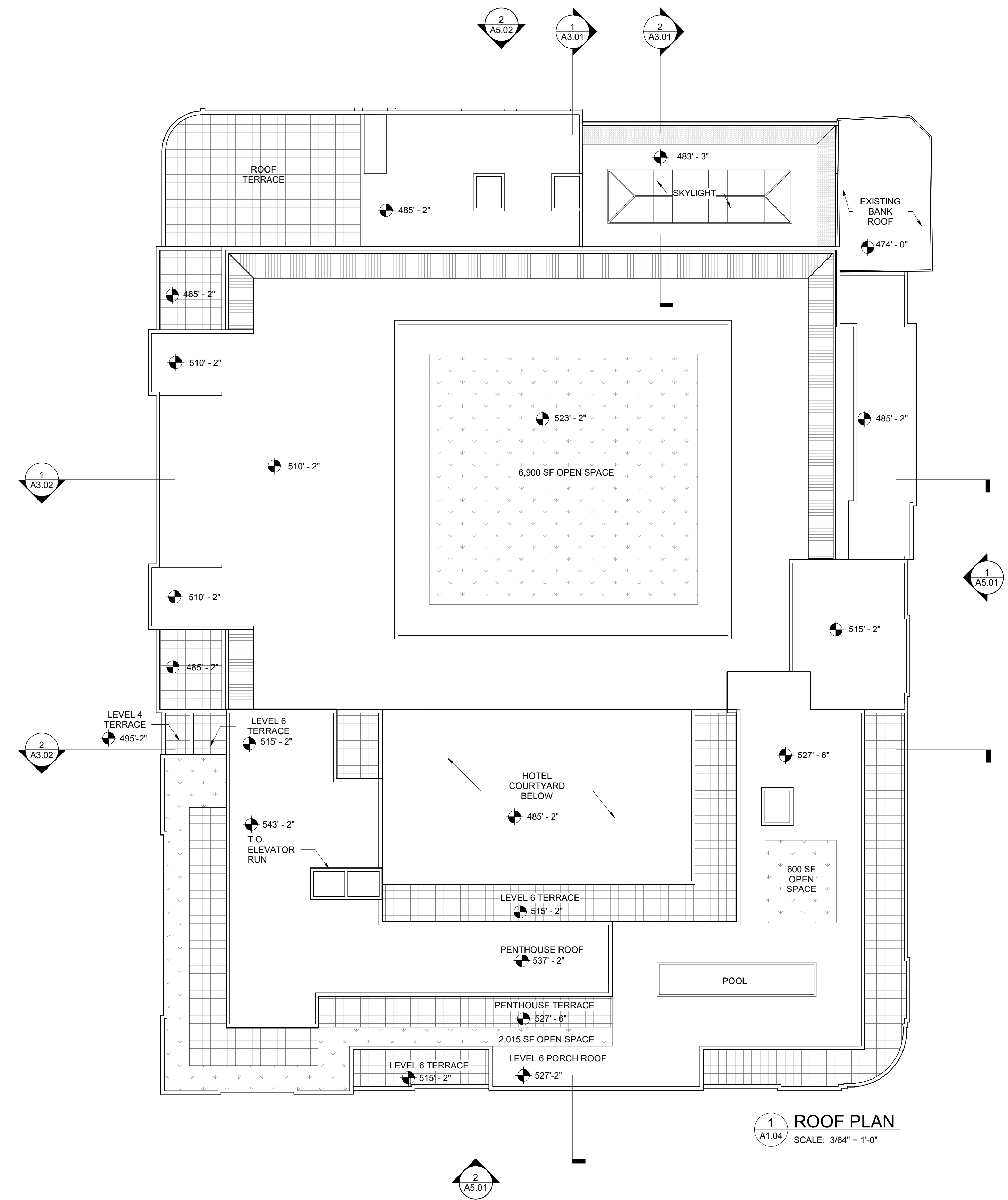
SHEET TITLE:
 LEVEL 5, 6, 7 - FLOOR PLANS

SHEET NO.:

A1.03

Design Documents have been prepared solely for the limited purpose of establishing the Project's aesthetic architectural design intent. The Design Documents shall not be used for construction, permitting, or any other use inconsistent with the limited purpose of establishing aesthetic architectural design intent. Any dimensional or technical information contained in the Design Documents is provided solely for illustrative purposes and shall not be relied upon. Any use of the Design Documents for purposes other than establishing the Project's aesthetic architectural design intent shall be at user's sole risk and without liability to the Design Architect. Further, to the extent permitted by law, any use of these Design Documents constitutes an agreement by the user to indemnify and hold harmless the Design Architect and its officers, directors, employees and consultants from all damages, liability, costs and expenses, including the cost of defense, related to claims and causes of action asserted by any third person or entity to the extent such damages, liability, costs and expenses arise from use of the Design Documents for purposes other than establishing the Project's aesthetic architectural design intent. Any use of these Design Documents for any purpose constitutes acceptance of the above terms and conditions by the user.

These drawings, specifications, and other documents, (the "Documents") including electronic versions thereof and the ideas, design and arrangements represented thereby, are and shall remain the property of David M. Schwarz Architects, Inc. as defined by applicable contractual agreements (the "Agreement") and as protected by the copyright statutes of the United States. Use of the Documents shall be strictly limited to the project for which they were prepared and developed. (The Project) per the terms of the Agreement. No part of the Documents shall be copied, disclosed to others, or used in connection with any other work or project, or by any other person for any other purpose, other than the completion of the Project without the specific written authorization of David M. Schwarz Architects, Inc. The downloading, copying, or viewing of electronic versions of the Documents or visual contact with any printed form thereof shall constitute conclusive evidence of acceptance of these restrictions.



ROOF TOP OPEN SPACE TOATL : 9,515 SF

ROOF MATERIAL KEY

- [Solid Grey Box] FLAT ROOF ASSEMBLY
- [Downward Triangle Pattern Box] GREEN ROOF
- [Grid Pattern Box] TERRACE
- [Horizontal Line Pattern Box] MTL MANSARD ROOF
- [Brick Pattern Box] CLAY ROOF TILE

GENERAL NOTE: GREEN ROOF LOCATIONS SHOWN ARE ILLUSTRATIVE

1
A1.04
SCALE: 3/64" = 1'-0"

REVISIONS

#	DATE	DESCRIPTION

PRINTED: 6/15/2023 12:39:13 PM

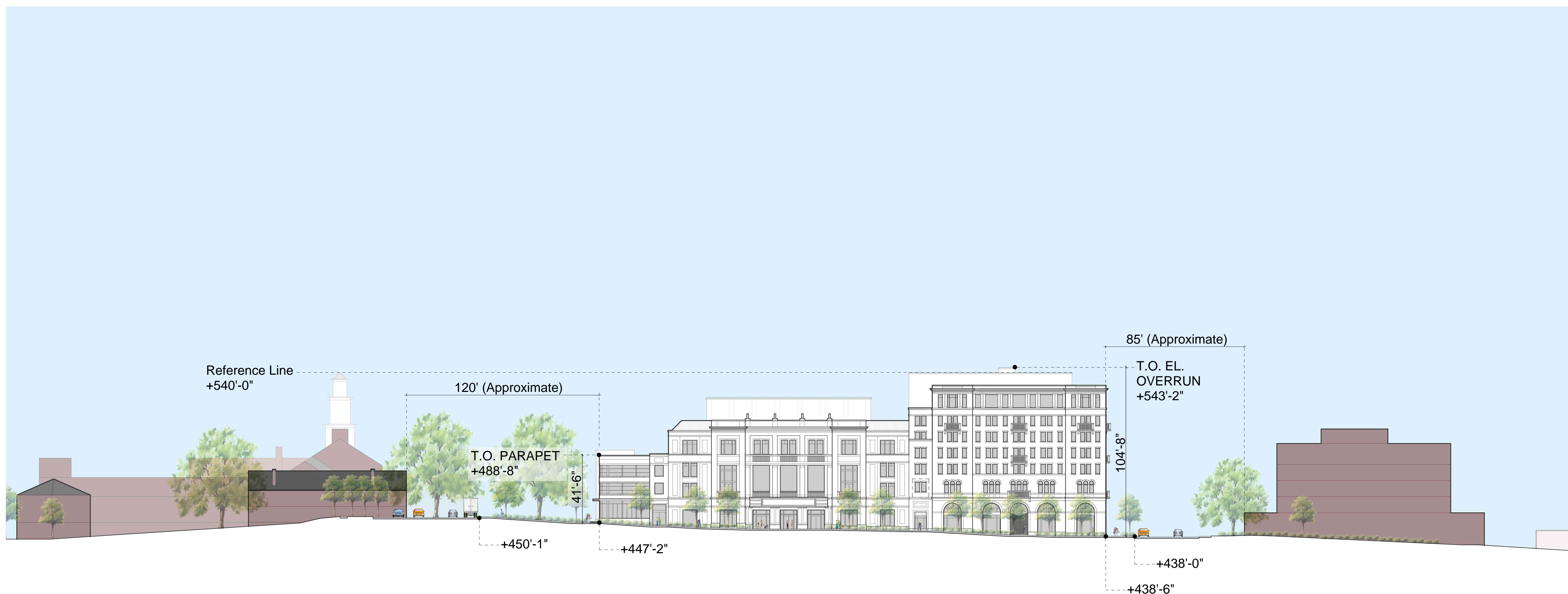
ISSUED: 06/16/2023

SHEET TITLE:
ROOF PLAN

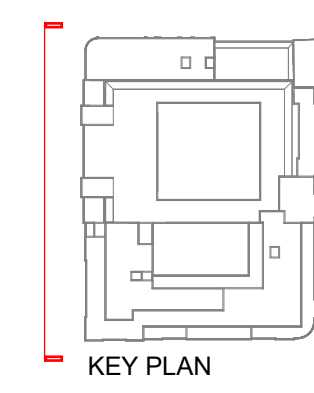
SHEET NO.:
A1.04

Design Documents have been prepared solely for the limited purpose of establishing the Project's aesthetic architectural design intent. The Design Documents shall not be used for construction, permitting, or any other use inconsistent with the limited purpose of establishing aesthetic architectural design intent. Any dimensional or technical information contained in the Design Documents is provided solely for illustrative purposes and shall not be relied upon. Any use of the Project's aesthetic architectural design intent shall be at user's sole risk and without liability to the Design Architect. Further, to the extent permitted by law, any use of these Design Documents constitutes an agreement by the user to indemnify and hold harmless the Design Architect and its officers, directors, employees and consultants from all damages, liability, costs and expenses, including the cost of defense, related to claims and causes of action asserted by any third person or entity to the extent such damages, liability, costs and expenses arise from use of the Design Documents for purposes other than establishing the Project's aesthetic architectural design intent. Any use of these Design Documents for any purpose constitutes acceptance of the above terms and conditions by the user.

These drawings, specifications, and other documents, (the "Documents") including electronic versions thereof and the ideas, design and arrangements represented hereby, are and shall remain the property of David M. Schwarz Architects, Inc. as defined by applicable contractual agreements (the "Agreement") and are protected by the copyright statutes of the United States. Use of the Documents shall be strictly limited to the project for which they were prepared and developed. (The Project) per the terms of the Agreement. No part of the Documents shall be copied, disclosed to others, or used in connection with any other work or project, or by any other person for any other purpose, other than the completion of the Project without the specific written authorization of David M. Schwarz Architects, Inc. The downloading, copying, or viewing of electronic versions of the Documents or visual contact with any printed form thereof shall constitute conclusive evidence of acceptance of these restrictions.



W-E SITE SECTION 1
SCALE: 1/32" = 1'-0" A3.03



REVISIONS

#	DATE	DESCRIPTION

PRINTED: 6/13/2023 11:18:02 AM

ISSUED: 06/16/2023

SHEET TITLE:
SITE SECTION

SHEET NO.:

A3.00

Design Documents have been prepared solely for the limited purpose of establishing the Project's aesthetic architectural design intent. The Design Documents shall not be used for construction, permitting, or any other use inconsistent with the limited purpose of establishing aesthetic architectural design intent. Any dimensional or technical information contained in the Design Documents is provided solely for illustrative purposes and shall not be relied upon. Any use of the Design Documents for purposes other than establishing the Project's aesthetic architectural design intent shall be at user's sole risk and without liability to the Design Architect. Further, to the extent permitted by law, any use of these Design Documents constitutes an agreement by the user to indemnify and hold harmless the Design Architect and its officers, directors, employees and consultants from all damages, liability, costs and expenses, including the cost of defense, related to claims and causes of action asserted by any third person or entity to the extent such damages, liability, costs and expenses arise from use of the Design Documents for purposes other than establishing the Project's aesthetic architectural design intent. Any use of these Design Documents for any purpose constitutes acceptance of the above terms and conditions by the user.

These drawings, specifications, and other documents, (the Documents) including electronic versions thereof and the ideas, design and arrangements represented thereby, are and shall remain the property of David M. Schwarz Architects, Inc. as defined by applicable contractual agreements (the Agreement) and as protected by the copyright statutes of the United States. Use of the Documents shall be strictly limited to the project for which they were prepared and developed. (The Project) per the terms of the Agreement. No part of the Documents shall be copied, disclosed to others, or used in connection with any other work or project, or by any other person for any other purpose, other than the completion of the Project without the specific written authorization of David M. Schwarz Architects, Inc. The downloading, copying, or viewing of electronic versions of the Documents or visual contact with any printed form thereof shall constitute conclusive evidence of acceptance of these restrictions.

REVISIONS

#	DATE	DESCRIPTION

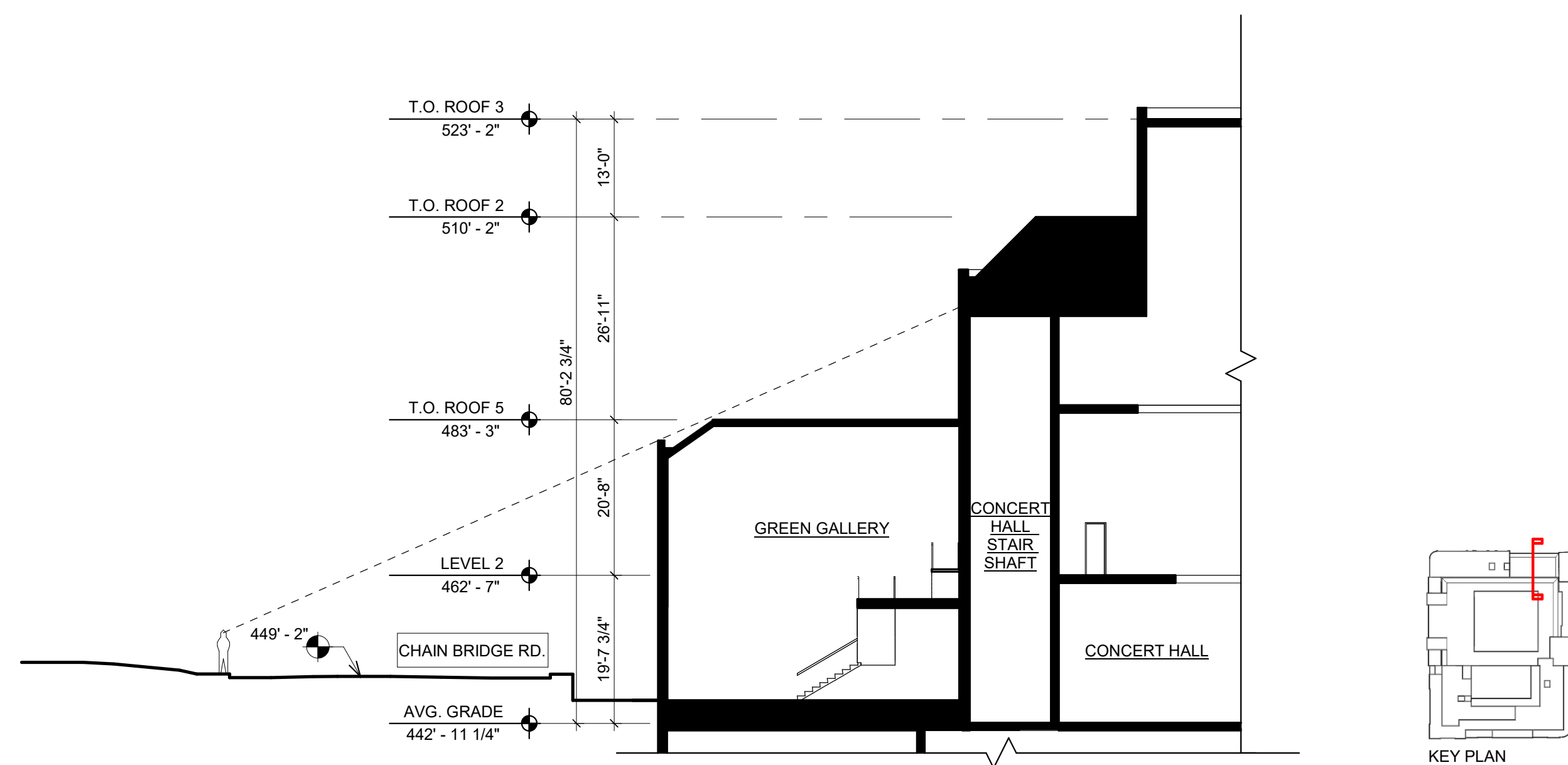
PRINTED: 6/14/2023 6:27:38 PM

ISSUED: 06/16/2023

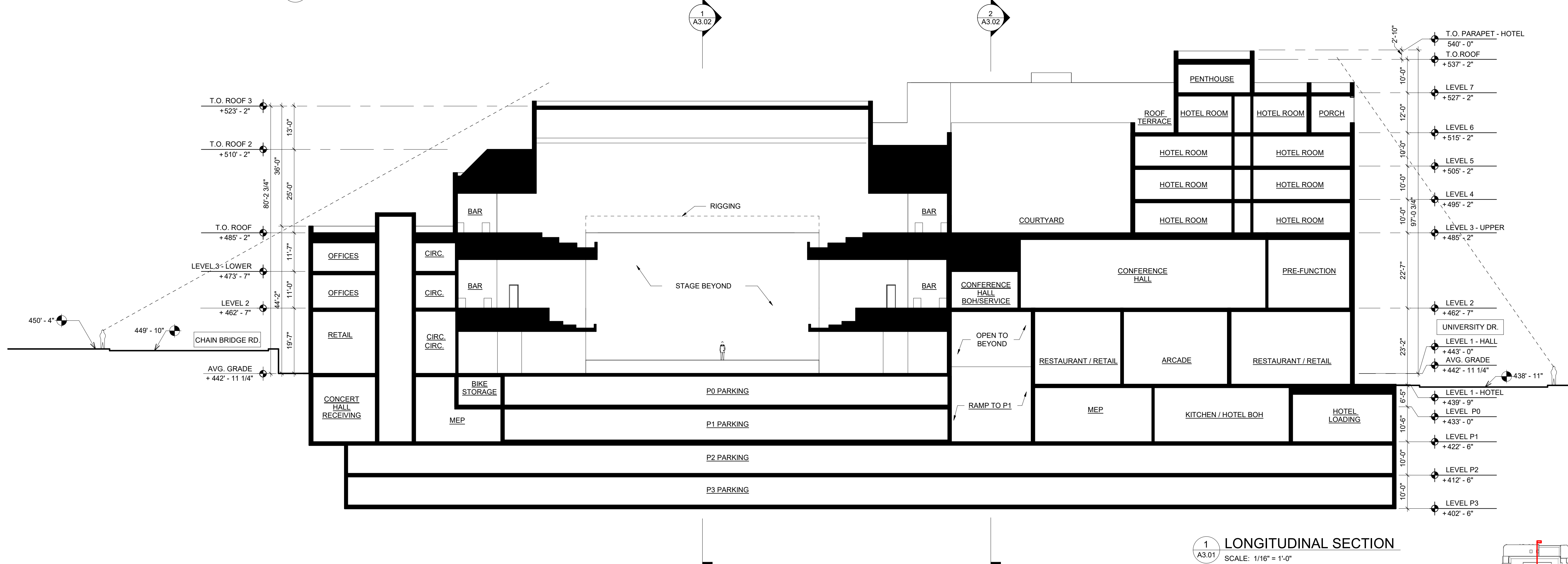
SHEET TITLE:
LONGITUDINAL SECTION

SHEET NO.:

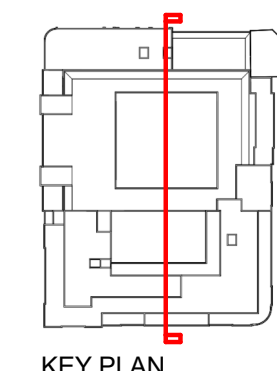
A3.01



2 LONGITUDINAL SECTION AT GREEN GALLERY
SCALE: 1/16" = 1'-0"



1 LONGITUDINAL SECTION
SCALE: 1/16" = 1'-0"



MATERIAL KEY LEGEND

- BR1 Brick - Type 1
- BR2 Brick - Type 2
- BR3 Brick - Type 3
- BR4 Brick - Type 4
- BR5 Brick - Type 5
- BR6 Brick - Type 6

- CS1 Cast Stone - Type 1*
- CS2 Cast Stone - Type 2*
- CS3 Cast Stone - Type 3*
- CS4 Cast Stone - Type 4*
- CS5 Cast Stone - Type 5*
- CS6 Cast Stone - Type 6*

- DR1 Overhead Coiling Door

- MCP1 Metal Canopy - Type 1
- MCP2 Metal Canopy - Type 2
- MCP3 Metal Canopy - Type 3

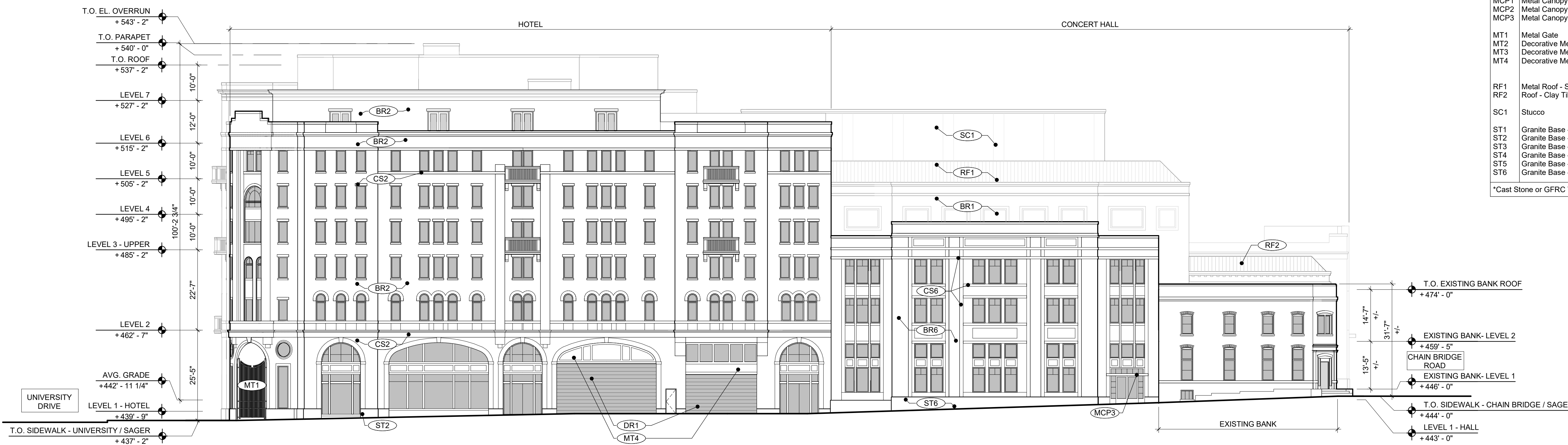
- MT1 Metal Gate
- MT2 Decorative Metal - Type 1
- MT3 Decorative Metal - Type 2
- MT4 Decorative Metal - Type 3

- RF1 Metal Roof - Standing Seam
- RF2 Roof - Clay Tile

- SC1 Stucco

- ST1 Granite Base - Type 1
- ST2 Granite Base - Type 2
- ST3 Granite Base - Type 3
- ST4 Granite Base - Type 4
- ST5 Granite Base - Type 5
- ST6 Granite Base - Type 6

*Cast Stone or GFRC T.B.D.



NORTH EXTERIOR ELEVATION 2
SCALE: 1/16" = 1'-0" A5.01



EAST EXTERIOR ELEVATION 1
SCALE: 1/16" = 1'-0" A5.01

Ox Hill Companies
DAVID M. SCHWARZ ARCHITECTS

GOROVE-SLADE ASSOCIATES INC.
3914 CENTERVILLE RD., SUITE 300
CHANTILLY, VA 20151

The Ox Fairfax
BLOCK A

DMSAS PROJECT #: P2102

OWNER
OX HILL COMPANIES
10523 MAIN ST., SUITE 200
FAIRFAX, VA 22030

DESIGN ARCHITECT
DAVID M. SCHWARZ ARCHITECTS, INC.
1707 L ST. NW, SUITE 400
WASHINGTON, D.C. 20036

ARCHITECT OF RECORD

CIVIL ENGINEER:
URBAN-LTD
4200 D. TECHNOLOGY COURT
CHANTILLY, VA 20151

TRAFFIC ENGINEER:

LANDSCAPE ARCHITECT:
URBAN-LTD
4200 D. TECHNOLOGY COURT
CHANTILLY, VA 20151

STRUCTURAL ENGINEER:

MEP ENGINEER:

Design Documents have been prepared solely for the limited purpose of establishing the Project's aesthetic architectural design intent. The Design Documents shall not be used for construction, permitting, or any other use inconsistent with the limited purpose of establishing aesthetic architectural design intent. Any dimensional or technical information contained in the Design Documents is provided solely for illustrative purposes and shall not be relied upon. Any use of the Project's aesthetic architectural design intent shall be at user's sole risk and without liability to the Design Architect. Further, to the extent permitted by law, any use of these Design Documents constitutes an agreement by the user to indemnify and hold harmless the Design Architect and its officers, directors, employees and consultants from all damages, liability, costs and expenses, including the cost of defense, related to claims and causes of action asserted by any third person or entity to the extent such damages, liability, costs and expenses arise from use of the Design Documents for purposes other than establishing the Project's aesthetic architectural design intent. Any use of these Design Documents for any purpose constitutes acceptance of the above terms and conditions by the user.

REVISIONS

#	DATE	DESCRIPTION

PRINTED: 6/14/2023 12:13:15 PM

ISSUED: 06/16/2023

SHEET TITLE:
EXTERIOR NORTH & EAST ELEVATIONS

SHEET NO.:
A5.01

MATERIAL KEY LEGEND

- BR1 Brick - Type 1
- BR2 Brick - Type 2
- BR3 Brick - Type 3
- BR4 Brick - Type 4
- BR5 Brick - Type 5
- BR6 Brick - Type 6
- CS1 Cast Stone - Type 1*
- CS2 Cast Stone - Type 2*
- CS3 Cast Stone - Type 3*
- CS4 Cast Stone - Type 4*
- CS5 Cast Stone - Type 5*
- CS6 Cast Stone - Type 6*
- DR1 Overhead Colling Door
- MCP1 Metal Canopy - Type 1
- MCP2 Metal Canopy - Type 2
- MCP3 Metal Canopy - Type 3
- MT1 Metal Gate
- MT2 Decorative Metal - Type 1
- MT3 Decorative Metal - Type 2
- MT4 Decorative Metal - Type 3
- RF1 Metal Roof - Standing Seam
- RF2 Roof - Clay Tile
- SC1 Stucco
- ST1 Granite Base - Type 1
- ST2 Granite Base - Type 2
- ST3 Granite Base - Type 3
- ST4 Granite Base - Type 4
- ST5 Granite Base - Type 5
- ST6 Granite Base - Type 6

*Cast Stone or GFRG T.B.D.



OX HILL COMPANIES
DAVID M. SCHWARZ ARCHITECTS

GROVE-SLADE ASSOCIATES INC.
3914 CENTERVILLE RD, SUITE 300
CHANTILLY, VA 20151

The Ox Fairfax
BLOCK A

DMSAS PROJECT #: P2102

OWNER
OX HILL COMPANIES
10523 MAIN ST, SUITE 200
FAIRFAX, VA 22030

DESIGN ARCHITECT
DAVID M. SCHWARZ ARCHITECTS, INC.
1707 L ST, NW, SUITE 400
WASHINGTON, D.C. 20036

ARCHITECT OF RECORD

CIVIL ENGINEER:
URBAN-LTD
4200 D, TECHNOLOGY COURT
CHANTILLY, VA 20151

TRAFFIC ENGINEER:

LANDSCAPE ARCHITECT:
URBAN-LTD
4200 D, TECHNOLOGY COURT
CHANTILLY, VA 20151

STRUCTURAL ENGINEER:

MEP ENGINEER:

Design Documents have been prepared solely for the limited purpose of establishing the Project's aesthetic architectural design intent. The Design Documents shall not be used for construction, permitting, or any other use inconsistent with the limited purpose of establishing aesthetic architectural design intent. Any dimensional or technical information contained in the Design Documents is provided solely for illustrative purposes and shall not be relied upon. Any use of the Design Documents for purposes other than establishing the Project's aesthetic architectural design intent shall be at user's sole risk and without liability to the Design Architect. Further, to the extent permitted by law, any use of these Design Documents constitutes an agreement by the user to indemnify and hold harmless the Design Architect and its officers, directors, employees and consultants from all damages, liability, costs and expenses, including the cost of defense, related to claims and causes of action asserted by any third person or entity to the extent such damages, liability, costs and expenses arise from use of the Design Documents for purposes other than establishing the Project's aesthetic architectural design intent. Any use of these Design Documents for any purpose constitutes acceptance of the above terms and conditions by the user.

These drawings, specifications, and other documents, (the "Documents") including electronic versions thereof and the ideas, design and arrangements represented thereby, are and shall remain the property of David M. Schwarz Architects, Inc. as defined by applicable contractual agreements (the "Agreement") and as protected by the copyright statutes of the United States. Use of the Documents shall be strictly limited to the project for which they were prepared and developed. (The Project) per the terms of the Agreement. No part of the Documents shall be copied, disclosed to others, or used in connection with any other work or project, or by any other person for any other purpose, other than the completion of the Project without the specific written authorization of David M. Schwarz Architects, Inc. The downloading, copying, or viewing of electronic versions of the Documents or visual contact with any printed form thereof shall constitute conclusive evidence of acceptance of these restrictions.

REVISIONS

#	DATE	DESCRIPTION

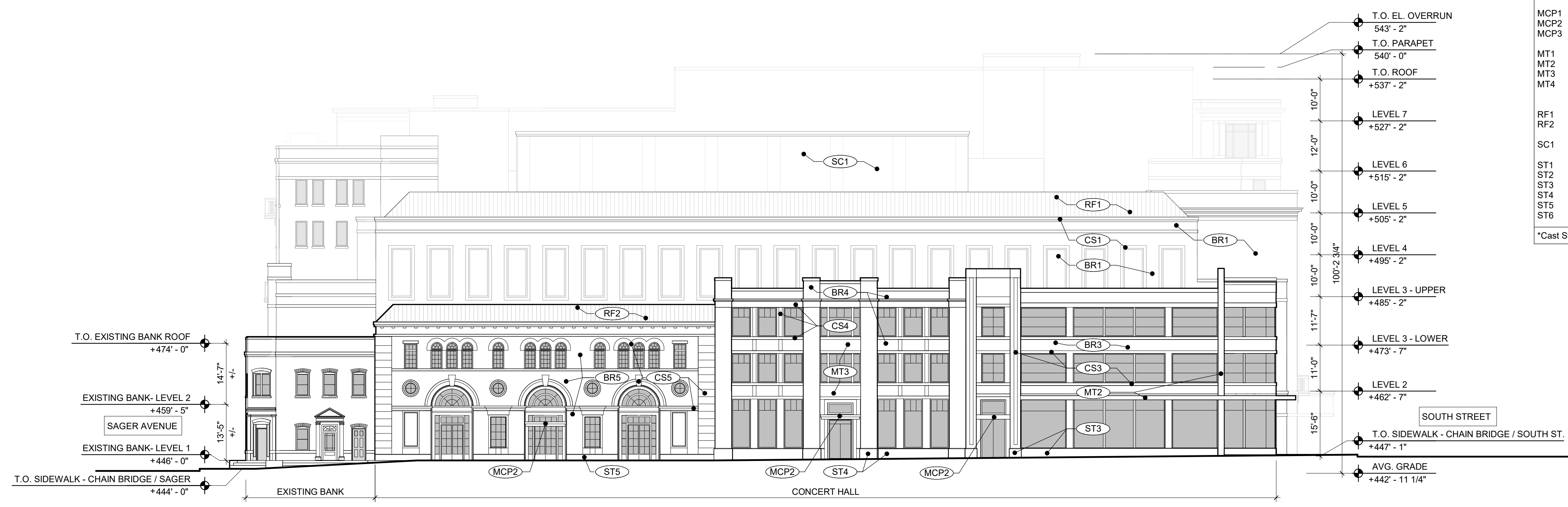
PRINTED: 6/14/2023 12:13:19 PM

ISSUED: 06/16/2023

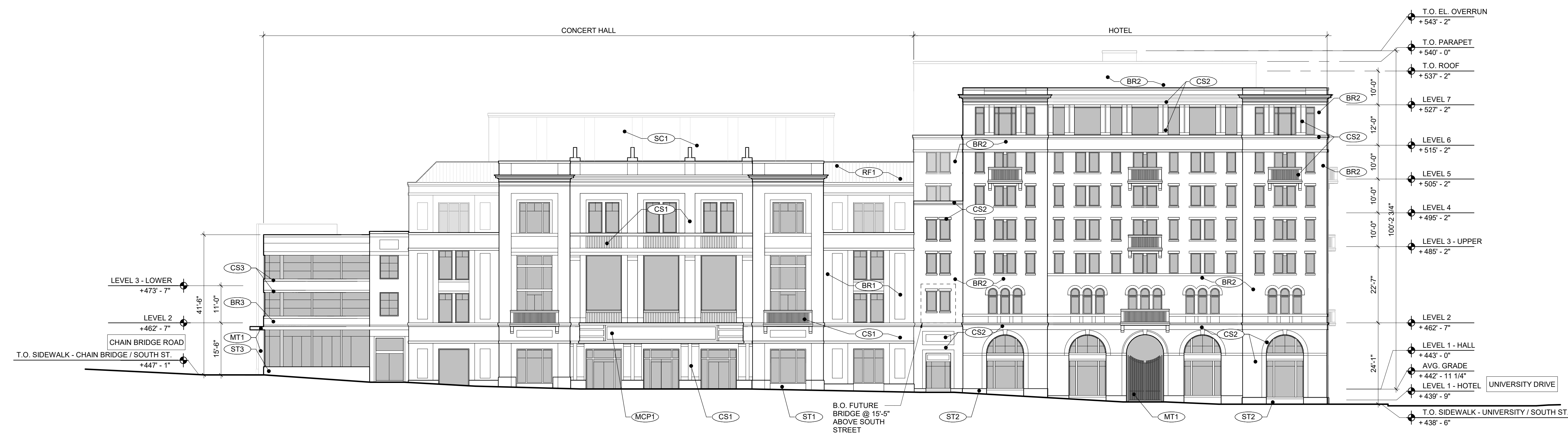
SHEET TITLE:
EXTERIOR SOUTH & WEST ELEVATIONS

SHEET NO.:

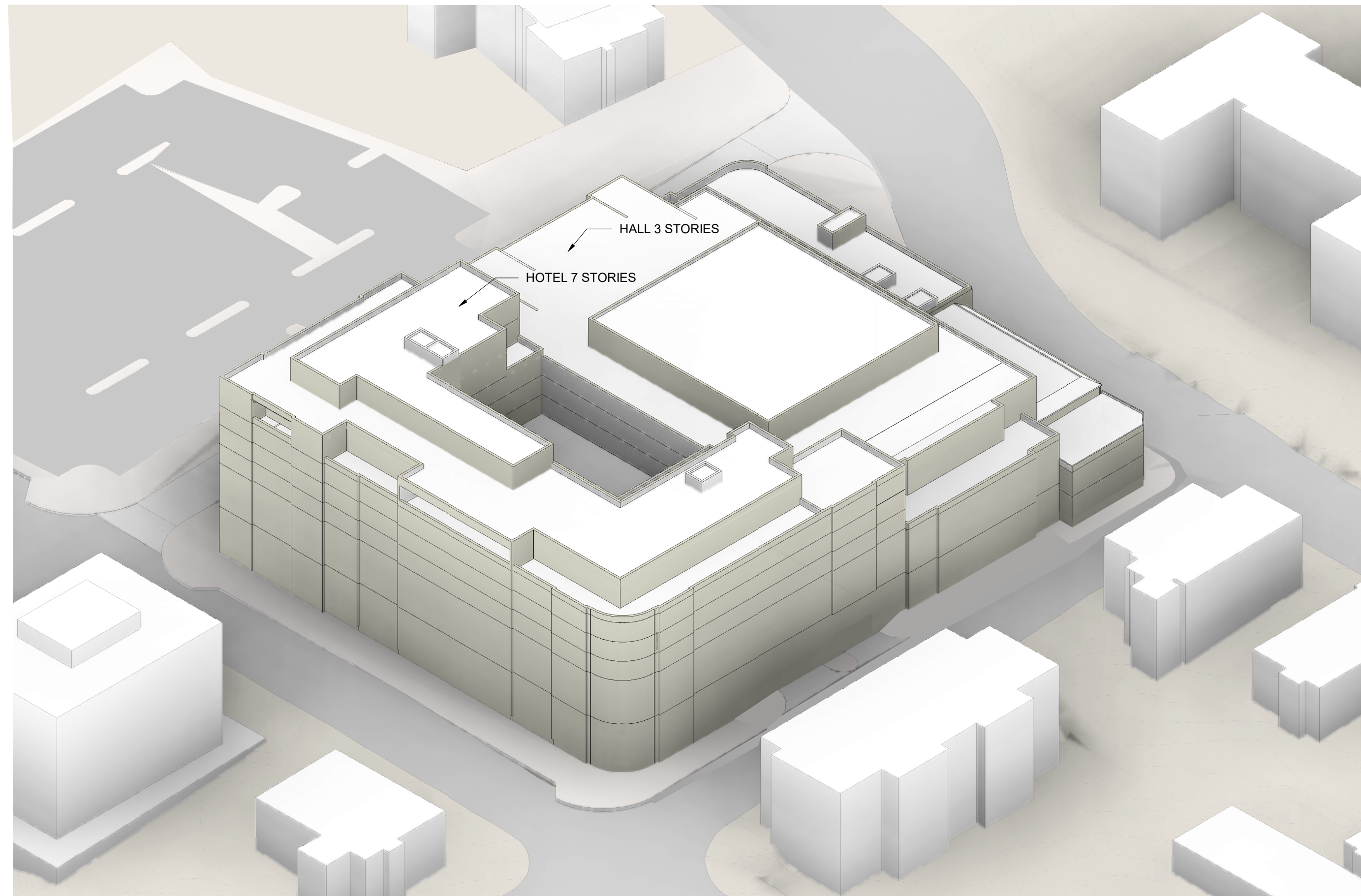
A5.02



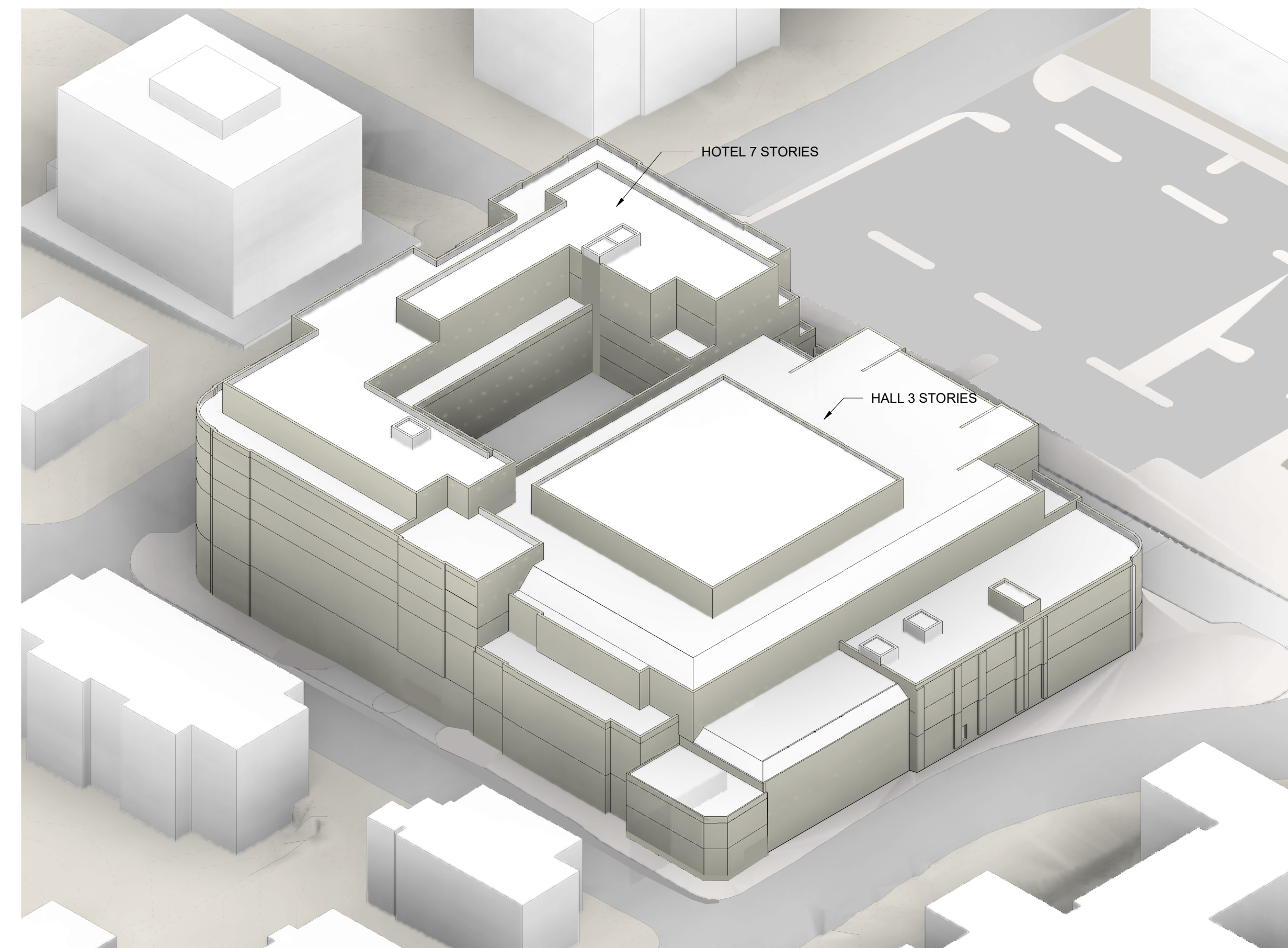
WEST EXTERIOR ELEVATION 2
SCALE: 1/16" = 1'-0" A5.02



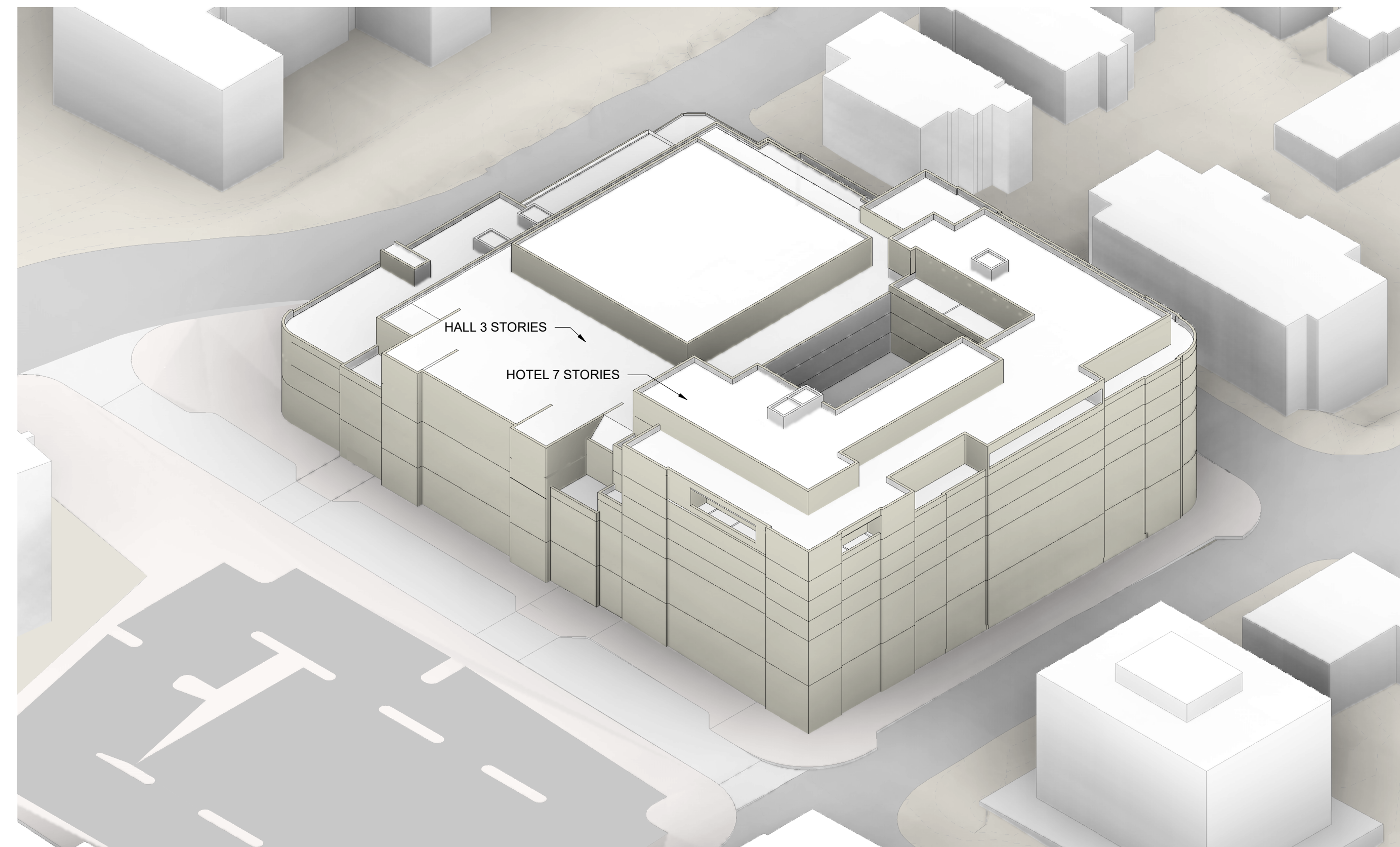
SOUTH EXTERIOR ELEVATION 1
SCALE: 1/16" = 1'-0" A5.02



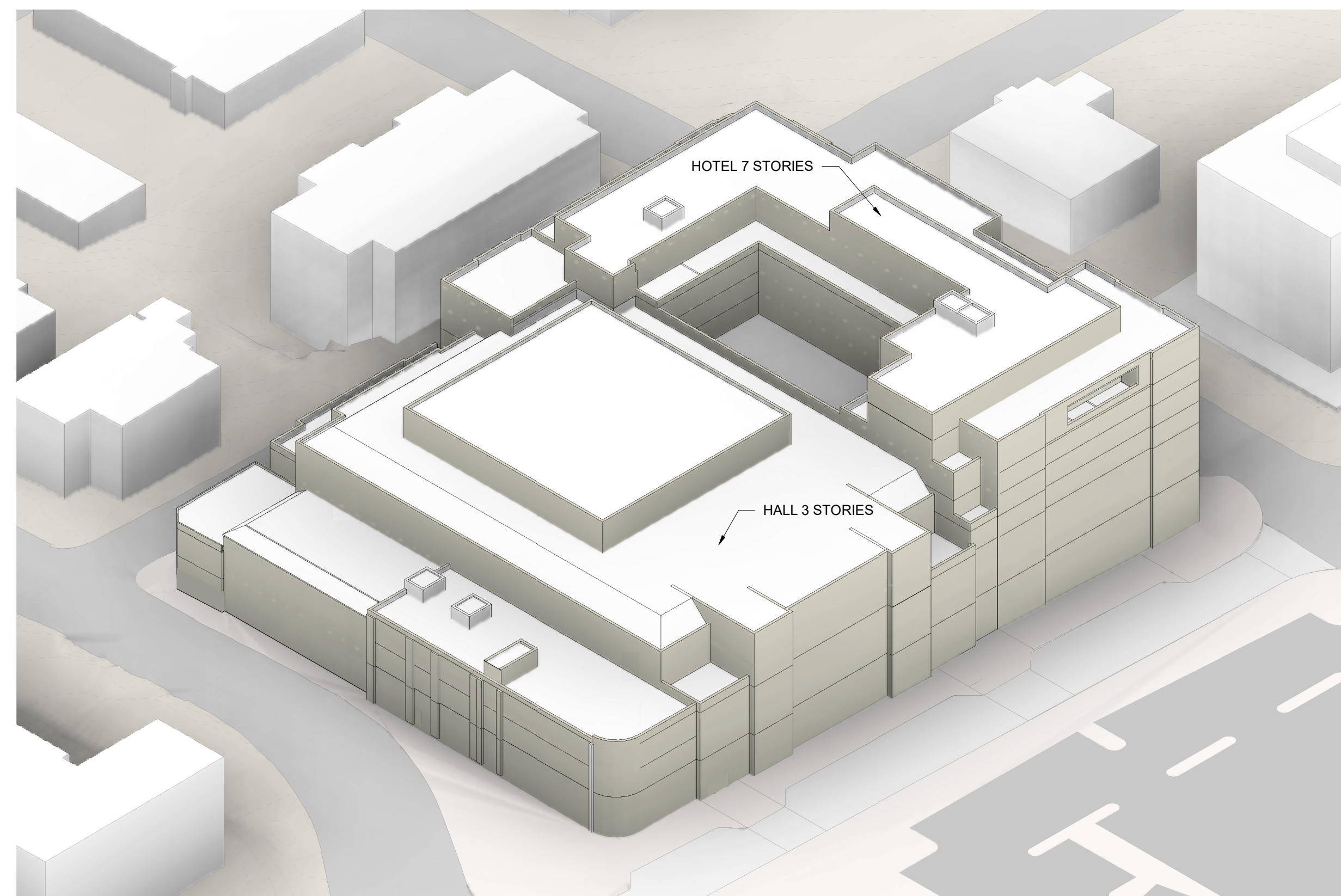
4 3D VIEW FROM NE
A10.01 SCALE:



2 3D VIEW FROM NW
A10.01 SCALE:



3 3D VIEW FROM SE
A10.01 SCALE:



1 3D VIEW FROM SW
A10.01 SCALE:

Design Documents have been prepared solely for the limited purpose of establishing the Project's aesthetic architectural design intent. The Design Documents shall not be used for construction, permitting, or any other use inconsistent with the limited purpose of establishing aesthetic architectural design intent. Any dimensional or technical information contained in the Design Documents is provided solely for illustrative purposes and shall not be relied upon. Any use of the Design Documents for purposes other than establishing the Project's aesthetic architectural design intent shall be at user's sole risk and without liability to the Design Architect. Further, to the extent permitted by law, any use of these Design Documents constitutes an agreement by the user to indemnify and hold harmless the Design Architect and its officers, directors, employees and consultants from all damages, liability, costs and expenses, including the cost of defense, related to claims and causes of action asserted by any third parties or entity to the extent such damages, liability, costs and expenses arise from use of the Design Documents for purposes other than establishing the Project's aesthetic architectural design intent. Any use of these Design Documents for any purpose constitutes acceptance of the above terms and conditions by the user.

These drawings, specifications, and other documents, (the "Documents") including electronic versions thereof and the design and arrangements represented hereby, are and shall remain the property of David M. Schwarz Architects, Inc. as defined by applicable contractual agreements (the "Agreement") and as protected by the copyright statutes of the United States. Use of the Documents shall be strictly limited to the project for which they were prepared and developed. (The Project) per the terms of the Agreement. No part of the Documents shall be copied, disclosed to others, or used in connection with any other work or project, or by any other person for any other purpose, other than the completion of the Project without the specific written authorization of David M. Schwarz Architects, Inc. The downloading, printing, or viewing of electronic versions of the Documents or visual contact with any printed form thereof shall constitute conclusive evidence of acceptance of these restrictions.

REVISIONS

#	DATE	DESCRIPTION

PRINTED: 6/14/2023 3:44:52 PM

ISSUED: 06/16/2023

SHEET TITLE:
AXON VIEWS

SHEET NO.:

A10.01