

### Introduction

Phase I of the strategic planning process focused on engaging the entire community in a variety of interactive public participation processes to identify what the citizens and City Council felt were priorities for the future of parks, recreation, trails, open space, events and cultural arts. The extensive community outreach effort included a series of four public workshops in varying formats, twenty two stakeholder meetings, a statistically valid random survey of 668 City households, a web based survey, on-line civic engagement through the *Our Parks, Our Future* website, and a follow-up public workshop to summarize and review findings. Phase I activities resulted in the development of vision statement, mission statement, operating philosophy, goals and objectives.

The City was committed to implementing a robust, innovative and extensive effort to engage the entire community in developing the Strategic Master Plan. In advance of each outreach activity, the Parks and Recreation Department promoted the event through a broad range of media including brochures, flyers, web announcements, video clips, mailers to City residents, signs, placards, and announcements distributed through partners. The unprecedented outreach program generated tremendous participation and input. More than 500 individuals participated in public workshops and stakeholder events. More than 2,300 visitors participated in the online *Our Parks, Our Future* web site. The statistically valid household survey generated a 23 percent response rate, with 668 households responding. Additionally, numerous emails, letters, and other forms of correspondence were factored into the community input effort. City residents vocalized a tremendous sense of pride in the City and its parks, programs and services. There was a demonstrated sense of value, appreciation, and satisfaction in the current programs and services delivered in the City, however there was also a strong desire to enhance, improve and expand current programs, parks, and services. The outreach initiative generated a long and diverse “wish list” for the future of parks, recreation, trails, open space, events and cultural arts. The following section provides a summary of each component of the public engagement effort.



## Stakeholder Group Interviews

More than 20 stakeholder/partner groups were actively engaged throughout the planning process. Initially all 22 groups participated in individualized meetings with the planning consultants to provide input on their unique characteristics, needs, trends and ideas for the future of the parks and recreation program. As the Action Plan was developed in Phase II, PRAB members and staff met with key stakeholder groups to ensure the Plan aligned with the stakeholder groups' goals and objectives. The ongoing engagement and participation in the planning effort was essential to the success and future implementation of the Plan.

Stakeholder groups included trail users, teens, families, seniors, special needs individuals, ethnic communities, environmental groups, civic associations, HOAs, community associations, athletic leagues, Commission on the Arts, Historic Fairfax City Inc., George Mason University, Fairfax County Park Authority, members of the business community, Interservice Club, City of Fairfax School Board members and School staff, City Council, PRAB and staff.

- Trail Users
- Partners – GMU, FCPA
- City Staff
- City of Fairfax School Principals and Staff
- Teens
- Special Events & Business Community
- Environmental Sustainability Committee
- Civic Associations, HOAs, Community Associations (2)
- Inter-Service Club
- Athletic Leagues and Reps
- Seniors
- Faith Based
- Families
- Special Needs
- Historic Fairfax City Inc.
- Ethnic Communities
- Arts (Commission on the Arts, Spotlight on the Arts, Fairfax City Band, etc.)
- City of Fairfax School Board
- City Council
- Park & Recreation Advisory Board

Included in this section are short summaries of the input received from the various stakeholder group meetings held during Phase I of the planning process. More detailed summaries are on file at the Parks and Recreation Department.

### Summary of Input – Trail Users

The City of Fairfax established a Parks and Recreation Trails Committee to study and bring forward a recommended plan for trails in the City of Fairfax. The Committee established a plan for future development of trails in the City and prioritized individual projects for future development. Members of the Trails Committee were invited to participate in a stakeholder meeting. Input received is summarized below.

- **Trail Users Vary by Type** – bicycles, runners, walkers, dog walkers, families, track teams
- **“Competition” for Trail Use** – different users have different needs and expectations for trails
- **Need to Connect Trails to Areas of Interest** – “Mason to Metro,” shopping, parks, schools
- **Trails Committee Defined Priorities** – work has been done to define greatest priorities
- **Trails Need to be Promoted**
- **Challenges**
  - Funding to build and maintain
  - Competing demands for limited City resources
  - Time necessary to develop trail system

### Summary of Input – Partners – GMU, FCPA, NVRPA

The City of Fairfax has formal cooperative agreements with the Fairfax County Park Authority and Northern Virginia Regional Park Authority that allows City residents to use county and regional park facilities at the same rates as county residents. The partnership with these two organizations is critical to ensuring City residents have access to a variety of park and recreation resources. Similarly, the City collaborates with George Mason University on an ongoing basis for a variety of mutually beneficial services and activities. Members of these three organizations were invited to participate in a stakeholder interview and the results of the discussion are summarized below.

- **Timing is Perfect for Partnerships** – new leadership, new opportunities, new desire make timing for collaboration optimal
- **GMU Strengths and Opportunities** – Patriot Center, Center for the Arts, Aquatic Facility, Recreation Center, Student /Faculty/Staff population, volunteer pool
- **GMU Challenges** – lack of field space and multipurpose activity space, parking, lack of ice, students who get out of late night classes look for leisure opportunities
- **FCPA Opportunities** – Oak Marr expansion, synthetic field renovations
- **Partnership Possibilities**
  - FCPA: trails, Patriot Park, Fairfax Villa, land near Thaiss Park
  - NVRPA: Gateway Park
  - GMU: Student volunteers
  - More!!! Conversation must continue!

### Summary of Input – City Staff

The Parks and Recreation Department works closely with numerous City of Fairfax departments including Community Development and Planning and Public Works. Staff members from these departments were invited to participate in a stakeholder interview and the results of the discussion are summarized below.

- **Trails System Critical for Connectivity** – for transportation and recreation purposes, tie all recreation facilities, open space, neighborhoods and business together
- **Parks and Recreation Link to Economic Development** – primary redevelopment will be Kamp Washington, North Fairfax Boulevard and Fairfax Circle
- Opportunities abound to factor in recreation
- Challenges exist in meeting increased and varying demands
- **Fairfax Small Town Feel** – maintain the small town feel, create our own brand and recognition, what is it? Link to downtown economics
- **Other Needs** – athletic fields, indoor water, community center, programming for diverse populations

### Summary of Input – City of Fairfax Schools Principals and Staff

The Parks and Recreation Department collaborates with the City school staff on use of the facilities and grounds for park and recreation activities. Principals and activities staff from the City schools were invited to participate in a stakeholder interview and the results of the discussion are summarized below.

- **Parks and Recreation Use of School Facilities** – athletic fields, field houses, gyms, class rooms, auditorium, parking lots
- **Parks and Recreation Comes First for Scheduling** – after school needs, timeline is tight
- **Parks and Recreation Programming at Schools** – fields for athletic games, camps, theater groups, City Band concerts, summer camps, basketball in the gym
- **Parks and Recreation and School Relationship** – facilities owned by the City, instruction program staffed by County school systems, County maintains facilities, City gives funding for extras
- **Parks and Recreation Staff are Competent, Professional, Well Managed**– compared to County, the City staff and programs are first rate
- **Other Needs** – pool, field improvement and conversion to synthetic turf, more camps, skate park near middle school, parking

### Summary of Input – Teens

City of Fairfax teens (ages 12 to 18 years) involved with the Rotary Interact group join together to address issues in the community they care most about. Teens from this group were invited to participate in a stakeholder interview and the results of the discussion are summarized below.

- **Current and Prior Use of Parks and Recreation Facilities and Programs** – athletic and sports leagues, Van Dyck Park, summer camps, July 4<sup>th</sup> Parade, special events
- **What do you like most?**– Van Dyck Park, variety of programs and classes, Movies Under the Moon, Fall Festival, Chocolate Lovers, First Night Out
- **What’s Missing?** – not much for our age group, Movies Under the Moon, trips (theme parks), advanced rec program, laser tag, cooking, semi organized summer activities (bon fire)
- **More Ideas for the Future**– upgrade the downtown area (it just didn’t materialize), movie theater, retail shops, ways to connect with friends, dog park, more running trails, more trees and flowers, NO MORE LED LIGHTS or blow up things for Christmas Festival of Lights

### Summary of Input – Special Events and Business Community

The City of Fairfax hosts a wide variety of special events that attract thousands of attendees throughout the year. The Independence Day Parade attracts 60,000 participants. Many of the events are coordinated by staff, committees, and the business community. Members from these organizations were invited to participate in a stakeholder interview and the results of the discussion are summarized below.

- **Current Trends?** – retail is down, sponsorships are down, population has shifted, hard to get participation although numbers at the events are staying steady
- **What could be improved?**– diversify events, add International Festival, involve GMU, leverage students at GMU, encourage ability to walk downtown, provide opportunities for adults to participate without kids, add a Taste of Fairfax, increase retail, create identity for the Downtown
- **Other Suggestions** – Antique Car Show, antique fair, get schools involved in Festival of Lights and Spotlight on the Arts, develop more partnerships with businesses like Patriot Harley and Fair City Mall, close off the downtown for events, Movies Under the Moon or roof top of garage

### Summary of Input – Environmental Sustainability Committee

The Environmental Sustainability Committee is committed to guiding the City of Fairfax to become an environmentally sustainable “green city.” Members of the Committee were invited to participate in a stakeholder interview and the results of the discussion are summarized below.

- **Stream Erosion #1 Problem**– development and paving in the City over the years increased speed and quantity of storm water and erosion. New requirements will apply to the City
- **Parks and Recreation Focus on Sustainability; Economics** – passive and lower impact use of open space are more economical than artificial turf fields, lighting, sound systems, etc.
- **Goals for the Future**
  - green building
  - storm water
  - energy efficiency (home energy efficiency)
  - City recycling program

### Summary of Input – Home Owner Associations, Civic Associations, Community Associations

The City of Fairfax has numerous home owner associations, civic associations, and community associations. Members of these organizations were invited to participate in two stakeholder sessions and the results of the discussions are summarized below.

- **What do you like about the parks in the area?** – convenience, short walk, sense of community, social gathering place, trails, community use for picnics and socials
- **What could be improved?** – regular maintenance and replacement of equipment and trails, age appropriate equipment, places to sit, shading, electricity for pavilions, handball courts, multi-use courts
- **What is your vision for the future?**
  - Amphitheater for movies and concerts
  - Community gardens,
  - Dog park
  - Safer better trails
  - Wi-Fi in the parks
  - Public art
  - Branding for the City
  - More pedestrian friendly City

### Summary of Input – Interservice Club Council

The Interservice Club Council coordinates the good works of the numerous service clubs in the City. Members were invited to participate in a stakeholder interview and the results of the discussion are summarized below.

- **Current and Prior Use of Parks and Recreation Facilities and Programs**– participate in special events, use of Stacy C. Sherwood Center for events, Old Town Hall for events
- **What do you like most?**–Van Dyck Park appeals to all generations, Stacy C. Sherwood Center, acquisition of open space, good rapport with Parks and Recreation Department, impressed with offerings
- **What Could be Improved** – more kids activities in the summer and holidays, more daycare and funding for kids who cannot afford camps, parking in the City, restrooms in the parks
- **Ideas for the Future**–
  - Complete Kitty Poser Garden Park
  - Preserve open space
  - Better transportation options and less traffic
  - More accessible services for seniors; improve or replace Green Acres

- **Notes on Services for Ethnic Groups** – 90% of school children who use library are of Korean descent; not a large collection of library resources in Spanish, some Muslim programs started by GMU, increase in Indians in the community, library has diverse staff which helps in communication

### Summary of Input – Athletic Leagues

The City of Fairfax has a very active athletic league community and consists of the Fairfax Police Youth Club, Fairfax Little League, Vienna Stars Softball, Elite Lacrosse, Fairfax Youth Inc., Adult Soccer and the athletic programs at Fairfax High School and Paul VI High School. Members from these organizations were invited to participate in a stakeholder interview and the results of the discussion are summarized below.

- **Athletic Leagues Represent Broad Community Interest**– children, youth, adults; field hockey, football, softball, lacrosse, soccer, basketball, wrestling, track, cheer, volley ball, rugby, t-ball, baseball
- **Almost 10,000 Participants on an Annual Basis** – numbers constantly increasing, demand exceeds ability to meet needs given limits on field/court space
- **Approximately 40-50% are City Residents** – varies by sport and age group.
- **Challenges** – limited field space for play and practice, lighting expands opportunity for play, synthetic turf reduces maintenance, overscheduling limits opportunity for “walk on” play
- **Wish List** – more lights with extended hours, more synthetic turf, improve Lanier, maximize existing land, plan for replacement of synthetic turf fields, expand indoor space access

### Summary of Input – Seniors

The City of Fairfax has a very active senior population and the hub of senior activity is at the Green Acres Community Center. Members from the Senior Center Council and Senior Center members were invited to participate in a stakeholder interview and the results of the discussion are summarized below. This was the largest group of stakeholders.

- **Current and Prior Use of Parks and Recreation Facilities and Programs**– Green Acres Center activities and facilities, pickle ball, dancing, trips, classes, trails, fitness, exercise classes
- **What do you like most?**– Darlene’s fitness classes, gym, trips, dancing, bingo, bunko, Mahjong, social center and gathering place, library...
- **What Could be Improved?** – Green Acres facility in need of renovation/repair, bathrooms, storage, exercise equipment, accessibility, indoor water...
- **Build a New Senior Center or Significantly Improve Existing Building** – bathrooms, therapy pool, working kitchen, gym with wooden floor, indoor pool, wellness center, accessible to the CUE, parking, qualified and dedicated staff, state of the art exercise equipment, computers, lunch and meal service

### Summary of Input – Faith Based Groups

Representatives from several places of worship in the City of Fairfax were invited to participate in a stakeholder interview and the results of the discussion are summarized below.

- **Current and Prior Use of Parks and Recreation Facilities and Programs** – Stacy C. Sherwood Center, Old Town Hall, Van Dyck Park
- **What do you like most?**– Fall Festival, Stacy C. Sherwood Center, Van Dyck Park, special events, staff and cooperation with City on use of facilities
- **What’s Missing?** – more satellite parking for events, transportation/access, programs for older adults, lower pricing at Sherwood
- **More Ideas for the Future**–

- more pedestrian friendly
- prayer labyrinth
- holding services at Stacy C. Sherwood Center
- Retreat locations
- More youth activities
- Dog park
- City pay to repave parking lot due to use
- Fairfax Community Theater

### Summary of Input – Families

Invitations to participate in a stakeholder meeting emphasizing families with young children were made to parents of children participating in the City’s park and recreation programs. Several parents attended; results of the discussion are summarized below.

- **Current and Prior Use of Parks and Recreation Facilities and Programs** – Van Dyck Park, Ratcliffe Park, Oak Marr, Providence Park, athletic leagues, local pools, local parks, camps, etc.
- **What do you like most?**– playgrounds, camps, trail connectivity, small parks with less people, special events, Sherwood Center, Leisure Times magazine
- **What’s Missing?** – indoor pool!!!! It is hard to get into County swim classes; birthday party options; nature center; spray ground, bathrooms, more information
- **More Ideas for the Future**–
  - INDOOR POOL!!!
  - Mother Son Camp Out
  - Learn to Fish and rural skills training
  - More and better trails
  - Better parking and access to Thaiss Memorial Park
  - Community gathering place in down town area
  - Indoor park/playground

### Summary of Input – Special Needs Groups

To ensure input was received from residents with developmental, physical and other special needs and services, the City sought to engage a variety of perspectives. Attendees in this stakeholder group were predominantly focused on infants, toddlers, and children with developmental disabilities. Results of the discussion are summarized below.

- **“Special Needs” are Very Broad** – varies by age (infant, toddler, child, youth, young adult, seniors); ability and disability. Stakeholders interviewed primarily represented young children on the autism spectrum
- **Fairfax Area Offers Tremendous Resources** – many resources are available through the County, City, non-profits, etc. Sometimes tough to navigate
- **Barriers for Participation** – transportation, cost, trained instructors, language (for non-English speakers), timing of programs and open hours, weather
- **Ideas for the Future** –
  - All access playgrounds
  - Play areas with natural barriers to keep kids in
  - Water features like Special Harbor Spray Park at Lee District
  - Connected, paved walking trails (strollers and wheel chairs)

- Indoor play spaces
- Help to navigate all the available resources

### Summary of Input – Historic Fairfax City, Inc.

Blenheim Historic Site is owned by the City of Fairfax and managed by the City's historic resources staff. The facility is used for community rentals, which is coordinated by the Parks and Recreation Department. Members of Historic Fairfax City, Inc. were invited to participate in a stakeholder interview and the results of the discussion are summarized below.

- **Source of Pride for Community** – City invested in historic facilities, tremendous facility, attractive grounds, natural as well cultural value
- **Need to Raise Awareness of Site** – desire to promote and raise awareness of the site for visitation and sustainability; capital campaign for stabilizing house
- **Emphasis on Preservation and Interpretation** – recreation tends to focus on revenue, HFCl emphasizes preservation and interpretation
- **Blenheim's Original Design Focused on Interpretive Site; Not a Rental Facility** – lacks adequate parking and outdoor lighting, insufficient indoor kitchen and storage, impact on grounds
- **Ideas for the Future** –
  - More interaction with City to promote the site
  - Stabilize Blenheim house
  - Secure large donors
  - Certify the museum
  - Place historical markers along Daniel's Run
  - Add storage facility to manage collections
  - Add parking
  - Save John Seewood House
  - City should develop a more vibrant downtown area
  - City needs branding

### Summary of Input – Ethnic Communities

The City's population has diversified in ethnic makeup significantly over the past 40 years. The non-Caucasian population in 1970 represented only 2 percent of the City's population. Today, 39 percent of the City's residents are non-Caucasian. Members of the various ethnic groups in the City were invited to participate in a stakeholder interview and the results of the discussion are summarized below.

- **Fairfax Area has Become Very Diverse** – significant representation of Hispanic, Korean, Chinese, Vietnamese, Filipino and Indian populations
- **Strong Desire to Hold on to and Cultivate Unique Cultural Heritage** – individual communities develop and offer programs and services within their communities, families place strong emphasis on educating children about their culture (e.g. classical Chinese dance)
- **Different Cultures Have Different Leisure Patterns and Interests** – more research is needed to define these interests and needs
- **Ideas for the Future** –
  - City has facilities, cultural groups have need for space to hold their programs ...join the two
  - Expand international events and advertise to the whole community



- Consider liaison function in the City to connect more directly with various cultural groups

### Summary of Input – Arts Organizations

The City of Fairfax has a thriving and robust cultural arts program that involves numerous arts groups. Their collective efforts contribute significantly to the City’s sense of place and small town atmosphere. Members of the Commission on the Arts, Spotlight on the Arts, Fall for the Book, City Band, George Mason University, and other arts organizations were invited to participate in a stakeholder interview and the results of the discussion are summarized below.

- **What is the City doing well in the Arts?** – performing arts series, children’s series, City Band, Fall Festival, November Arts and Crafts Festival, July 4<sup>th</sup> Parade, Spotlight on the Arts, GMU Center for the Arts, GMU Senior Festival, classes at Sherwood
- **How could the Arts be improved in the City?** – public art, theater downtown, permanent art gallery, collaborate more with GMU, increase literary arts, fulltime Arts Director
- **What is your vision for the future of Arts in the City by the year 2023?**
  - The area’s greatest collection of public art
  - 300 – 600 seat theater
  - More permanent art venues downtown
  - Stable source of funding for the arts
  - Dedicated staff
  - More studio space with condos in city
  - GMU and City collaboration

### Summary of Input – City of Fairfax School Board

The City of Fairfax School Board is a critical partner to the Parks and Recreation Department, as the school facilities and grounds are used for recreational programming and activities. Members of the School Board were invited to participate in a stakeholder interview and the results of the discussion are summarized below.

- **Priorities for Parks and Recreation?**
  - Athletic fields – analyze needs first, consider more turf fields, consider use of field by City vs. non City residents
  - Connectivity of Trails – improve access, reduce traffic, enhance safety
  - Partner Relationships – assess and maximize relationships with Fairfax County, GMU, Schools
  - Parks and Recreation and City School Board Relationship – strong working relationship, more opportunities for partnership
- **Future of Westmore and Green Acres?**
  - Green Acres: do a feasibility study, location could cause traffic and access limitations
  - Westmore: site is land locked, difficult access
- **Appears Schools Have More Capacity than is being Tapped for Parks and Recreation**
  - Parks and Recreation Department Staff take great care of schools
  - Need to leverage City buildings

- Community needs to understand process for requesting and using school facilities

- **Other Comments**

- Parks and Recreation Department should collaborate with parent liaisons at schools to tap multi-cultural communities

### Summary of Input – City of Fairfax City Council

Members of the City Council were invited to participate in a stakeholder interview to collect information on what the Council members perceived as the greatest priorities based on input from their constituents. Results of the discussion are summarized below.

#### ***Priorities Council Members Reported Hearing from Constituents***

- Maintain and upgrade what we have
- Connectivity of trail system
- More robust special events
- Bring people downtown
- Work with GMU
- Water feature at Van Dyck Park
- World class Kitty Pozer Garden – usable space to draw people downtown
- Pedestrian friendly downtown
- Integrated arts program – separate Arts Director, title of Department, downtown theater
- Playgrounds at all parks
- Parking at Green Acres
- Shelter improvements – electricity, solar panels
- Architectural theme throughout the City
- Recreation Center – Van Dyck Park is central location for recreation
- Upgrade gym
- Turf fields
- Bike share program
- Dog park
- Wi-Fi
- Senior housing with senior center
- More clear arrangements with NVRPA

### Summary of Input – Park and Recreation Advisory Board (PRAB)

Members of the Parks and Recreation Advisory Board were invited to participate in a stakeholder interview and provide input on what they felt were the greatest strategic priorities based on their knowledge and role on the Board. Results of the discussion are summarized below.

## What are the greatest priorities?

- Maintain, repair, renew, replace, invest in what we have already
- Community Center
- Senior Center
- Indoor Water – perhaps through partnership or combined with community/senior center
- Trails – connectivity
- Services for seniors
- Feasibility Study for Green Acres
- Revamp Van Dyck Park
- Skate park
- Indoor play area
- Land acquisition opportunities
- More robust special events and festivals
- Movies Under the Moon
- Draw people downtown
- Athletic fields
- Implement CIP and maintenance projects
- CUE bus at Green Acres
- Public art
- Downtown performing arts center

## Public Workshops Summaries

A total of six public workshops were conducted throughout the planning process. The workshops were designed to engage current and potential residents and program, facility, event and activity participants in interactive and fun sessions to create the “vision” for the future of the City’s parks, recreation, trails, open space, events and cultural arts. More specifically, the workshops were designed to encourage and enable participation by all; solicit input on current use, perception, and vision for the future; and create excitement and buy-in for the community-wide visioning process. To enhance active participation by all residents, the City sponsored children’s activities and provided multi-lingual and sign language translators.

During May 2013, two interactive sessions were held at Providence Elementary School and in Old Town Fairfax. Both workshops provided a combination of briefings, information booths, opportunities for participants to provide comments on top priority needs, “vote with money” on the priorities they believed were highest priority for the City, children’s activities, entertainment, and opportunities to interact with Staff, PRAB and members of Council.



Following the May public workshops, several key themes began to surface in the public input effort. Two additional public workshops were held in June to explore some of the high interest topics. The first session was held at Green Acres Community Center and focused on indoor facilities and programs. The second was held at the Stacy C. Sherwood Center and focused on Van Dyck Park and other outdoor parks and facilities. During both sessions, participants engaged in hands-on discussions to identify priorities, and even try their hand at re-designing Van Dyck Park.

Results of the first four public workshops were shared at a public workshop in October 2012 along with the resultant vision, mission, goals and objectives.

The final public workshop was held in May 2014. During this session, the detailed Action Plan was communicated. This presentation outlined the detailed strategies recommended for achieving the goals and objectives.

Included below are detailed meeting notes from the Public Workshops. More detailed photographs, response cards, and workshop artifacts were provided to the Parks and Recreation Department.

### **Public Workshop, Thursday, May 2, 2013, Providence Elementary School**

#### **FACILITATED PORTION**

The beginning of the public workshop involved a facilitated session where all workshop participants convened for a large group discussion. Outlined below are the questions posed to the participants and their responses.

1. Where do you go for park, recreation, trails, open space, cultural arts and events and what do you do?
  - Walk the dog at Van Dyck and Daniels Run
  - Playground
  - Fields
  - Sledding at Van Dyck, Ratcliffe
  - Tennis at Providence, Van Dyck, and Kutner
  - Hike and walk at Daniels Run
  - Trails
  - Bike on sidewalks and trails
  - Shade trees in Ratcliffe
  - Picnic
  - Sand Volleyball
  - Farmers Market
  - Trail at Kutner
  - Dog Park on Jermantown Road
  - Meadowlane
  - Water Mine and Mini-golf
  - Trail at Burke Lake
  - Skatepark
  - Christmas-Festival of Lights and Carols



2. What do you like about park, recreation, trails, open space, cultural arts and events in Fairfax?

- Easy access-can walk to parks
- Daniels Run in summer, feels like you are in the woods
- Park cuts through neighborhood – Ted Grefe
- Well maintained, safe, clean
- Lots of classes offered (Zumba, Pilates)
- Skate park at Van Dyck – Accessible, local
- Green Acres – bocce
- Lots of pick-up activities at Ratcliffe
- Mix of parks, blend (size and type)
- Movies
- Holiday lights
- Fireworks an parade at July 4<sup>th</sup>
- Turf fields
- Open space
- Fall Festival
- All events
- Spotlight on the Arts
- 4<sup>th</sup> of July
- Chocolate Lovers Festival
- After school programs
- Irish Festival
- Stacy C. Sherwood Center
- Old Town Hall activities
- Green Acres Senior Center
- Summer camps
- Blenheim
- Playgrounds
- Lectures

3. What don't you like or what is missing in Fairfax?

- Working restrooms
- Drinking fountains
- Spray grounds
- Dog park
- Skatepark “unless she’s good she’s not going to go in”
- Quality of upkeep of ball fields
- Public transit access to facilities
- Edible landscaping
- Invasive species/plants/poison ivy
- Public art
- In-line skating
- Labeling of trees
- More bike trails; connected to schools, shopping centers, throughout the City
- Public gardens – is it working? Seems like they are being used; price is too high
- 1992 Long Range Plan – Cooperate with GMU on: Use of facilities; bring their programs here; create a master calendar; also information from high schools

- More accessibility to green spaces (e.g. Along Route 50)
  - More signage and interconnectivity of trails, bike trail signage.
  - More tennis courts
  - Traffic – If I have to go past town I will not go by bike or car
  - More small, efficient buses for use of public transportation
  - Facilities like Carmel Indiana with a children’s museum, indoor Olympic pool, etc. They made it happen. Leaders need to get out and see how it is done elsewhere
  - Downtown-Make it pedestrian only
  - Downtown large central park concept
  - Another asphalt track (in addition to Fairfax HS)
  - Finish downtown park – Take Fairfax Corner idea
  - More charging stations in the City
  - Travel time the group was willing to drive to facilities and programs – Mostly 10-15 minutes with some willing to go longer.
4. Pretend it is the year 2023 and you are very pleased how Fairfax has improved its parks, recreation, open space, trails, cultural arts and events. What has happened in the ten years to make them so successful?
- The Stacy C. Sherwood Center has a recreation center with pool, weight room and it is free.
  - Thursday, Friday and Saturdays packed downtown
  - Dancing
  - As many bicycles as Madison, Wisconsin
  - Get traffic out around the city
  - All different ages in the parks
  - Valley Health, Hospital has a therapy pool for seniors in partnership with the City.
  - More cooperation with GMU
  - Splash park – BIG
  - More interconnected trails – they need to go somewhere
  - Everyone is riding bikes
  - Children can ride their bikes around the block safely
  - Pedestrian overpass over 66
  - Bike share
  - City identity – art center. When you think of Fairfax, you think of arts. GMU has huge arts offerings. Arts brings them over here
  - Edible landscapes
  - Street performers
  - Cross Kamp Washington intersection
  - City Police Station is moved to make room and converted to a community center
  - Funded through user fees

### COMMENT CARDS AT STATIONS

After the facilitated portion of the workshop, attendees were invited to visit the “stations” set up around the room. Each station featured a different element of the City’s parks and recreation program. Visitors had the opportunity to engage in conversation with staff, members of PRAB and the Strategic Planning Committee, and complete a comment card pertaining to the topic of interest. Outlined below are comments captured for each “station.” (\* indicates the same comment by multiple individuals)

### Parks

1. Have you visited any City of Fairfax parks?
  - Yes (5)
  - No (0)
2. Which parks have you visited?
  - Van Dyck\*\*\*\*\*
  - Kutner\*
  - Cobbdale\*
  - Fairchester Woods
  - Ratcliffe
  - Daniels Run
3. What do you like about our parks?
  - In neighborhoods
  - Live, clean and safe
  - Nice trails and trees, upkeep and playgrounds
  - Something within walking distance to most residences
  - Variety offered
  - Can enter park from University or Rt. 237
  - The number available
4. What suggestions do you have to enhance our parks? (What's missing? What needs to be improved?)
  - Bike trail connectivity
  - Restrooms
  - Upgrade pavilions
  - Better walking access
  - Better sidewalks – for example along Burrows next to Cobbdale Park – narrow road with no sidewalk for pedestrians
  - Enlarge Stacy C. Sherwood Center for seniors or use the other existing building
  - Providence Park gets little use mid-week – it is dark, hidden, and does not feel safe
  - A safer feeling in Providence Park
5. Flip chart comments
  - New skate park
  - Dog Park
  - Fitness trail at Westmore Elementary
  - Modern Skate Park
  - Improve the baseball fields
  - Synthetic baseball field
  - More bike lanes and trails for getting to parks

### Parks and Recreation Facilities

1. Have you visited any City of Fairfax park and recreation facilities?
  - Yes (6)
  - No (0)

2. Which facilities you visit most often?
  - Sherwood \*\*
  - Green Acres \*\*
  - Baseball parks used by Little League
  - Green Acres – Spanish class
  - Old Town Hall
3. What do you like about our facilities?
  - Close to home
  - Good space for a lot of activities
  - Glad the City has a senior center
  - Variety of offerings
  - The folks who use them
  - Sherwood is gorgeous
  - Old Town Hall is historical
4. What suggestions do you have to enhance our facilities (what's missing, what needs to be improved?)
  - Facilities are well below what other communities offer
  - A good springy wood dance floor
  - Better exercise equipment at Green Acres
  - Better kitchen and bathroom facilities at Green Acres
  - Adult bathrooms, hot water, improved exercise at Green Acres
  - More activities/Cultural/Performing Arts and Visual Arts
5. Flip chart comments
  - Nature Center
  - Expand Sherwood – Take over Police Station

### Recreation

1. Have you participated in any City of Fairfax recreation programs?
  - Yes (5)
  - No (0)
2. Which recreation programs do you participate in most often?
  - Swimming lessons at Oak Marr
  - Senior classes
  - Senior Center exercise classes
  - Line dancing, bridge games, exercise classes
3. What do you like about our recreation programs?
  - Darlene - the best instructor ever\*
  - Early morning timing, free workout at Green Acres, equipment and workout rooms
  - I do think the kids summer camps, as well as all the kid and adult class offerings, are great!



4. What suggestions do you have to enhance our recreation programs?
  - We really do need a dedicated recreation center with pool and gym facilities
  - Senior library at Fairfax Senior Center, lectures and advice for healthier life, safe and tax advice
  - More equipment for classes
  - Keep Darlene happy.
  - More teen oriented and more family oriented programs

### Open Space

1. Are you aware of any City of Fairfax owned open spaces in Fairfax
  - Yes (6)
  - No (0)
2. Which ones are you aware of?
  - By Providence Park\*
  - Van Dyck
  - Ted Grefe
  - Another in historic area
  - Ashby Pond
  - Most of them
3. What do you like about these open spaces?
  - Walking trails
  - Public future park uses
  - Helps maintain green spaces and recreation
4. Are there any properties that you feel the City should acquire and preserve as open space?
  - Yes!! Small area next to Arthur Treacher's Fish and Chips that I'd like the City to buy!! Some good trees.
  - Two parcels at the end of Winston Place that could be natural wetland woods – potential to help with storm water too.
5. Flip chart comments
  - Utilize open space to create opportunities for “edible landscapes”
  - Find a purpose for the property south of Mosby Woods Pool
  - Look at streets as open spaces and more walkable

### Trails

1. Have you used any City of Fairfax trails?
  - Yes (3)
  - No (2)
2. Which trails do you use most often?
  - Bike friendly
  - Kutner
  - Fairchester/El Hogan neighborhood

3. How do use the trails (bike, walk, etc.)?
  - Mostly bike, sometimes walk
  - Bike and run
  - Walk, would like to bike...but they are too choppy and have too much road sharing!
4. What do you like about our trails?
  - They are separate from roads and take you to shopping centers and parks.
  - Wooded trails, peaceful and safe
5. What suggestions do you have to enhance our trails?
  - More trails; connectivity
  - Need longer more connected trail system so we don't have to ride on Rt. 123 or 50.
  - Coordinate with VDOT on an overpass for I-66 (bike/pedestrian)
6. Flip chart comments
  - Connect rail from Rt. 123 to Mosby Woods
  - Cross over Rt. 123 north of Fairfax Boulevard
  - Safer trail from Norman Ave. across Rt. 123. Need a path not just a shared traffic lane for bikes, pedestrians and cars.
  - Restrooms
  - Wood benches
  - Bike paths parallel to major roads – a bikeable/walkable City
  - Make sure North FAX design includes bike/pedestrian facilities consistent with the trail plan so don't have to tear out and rebuild
  - Mason-Metro Route – University better than George Mason Drive and Daniels Run better than Old Lee Highway

### Events

1. Have you attended any City of Fairfax events?
  - Yes (8)
  - No (0)
2. Which events have you attended?
  - Fall festival\*\*\*\*\*
  - 4<sup>th</sup> of July\*\*\*\*
  - Chocolate Lovers\*\*\*
  - Lights and Carols\*\*
  - Craft Fair\*
  - Fireworks
  - Street festivals
  - Irish St. Patrick's Day
  - Memorial Day Parade
3. What do you like about our events?
  - Sense of community\*
  - The closeness of the community
  - Small town oriented
  - People watching, seeing all the crafters

- Community involvement at large
  - Brings everyone together
  - Easy to get to the CUE bus shuttles
4. What suggestions do you have to enhance our events? (What new events would you like to see? How can we improve existing events?)
- Open other locations for watching fireworks – satellite locations
  - Fireworks visible from far away
  - No sirens at parades – too crowded at CLF
  - Need better signage at Chocolate Lovers Festival for 2<sup>nd</sup> floor
  - Add live 60's music like the Beatles
  - Have performances during festivals (ex. H Street Festival in D.C.)
  - Bring the movies back
  - View 4<sup>th</sup> of July fireworks from more places

### Cultural Arts

1. Have you participated in any City of Fairfax Cultural Arts activities?
- Yes (4)
  - No (0)
2. Which cultural arts activities have you attended?
- Festival of Lights and Carols at Kitty Pozer\*
  - Irish Festival when it was at Van Dyck Park
  - Spotlight on the Arts
  - Concerts
  - Art Galleries
  - Concerts at the Amphitheater
3. What do you like most about our Cultural Arts?
- Accessible
  - Reasonable price
  - Support of local artists
  - The diversity
  - Variety
4. What suggestions do you have to enhance our Cultural Arts?
- More dance
  - Have more

### Public Workshop, Friday May 3, 2013, Old Town Fairfax

#### Open House Format

The second public workshop was different than the first in that the event was held at a facility in Old Town Fairfax and was designed as a drop-in/open house format. Participants visited tables and had conversations with volunteers, staff and Steering Committee members about the specific subjects, filled out comment cards, and “voted” with play money on their greatest priorities for the future of parks, recreation, trails, open space, events and



cultural arts. There was entertainment and children’s activities. Outlined below are the comments received at each “station.”

## COMMENT CARDS AT STATIONS

### Parks

1. Have you visited any City of Fairfax parks?
  - Yes (21)
  - No (0)
  
2. Which parks have you visited? (\* indicates the same comment by multiple individuals)
  - Van Dyck\*\*\*\*\*
  - Daniels Run\*\*\*\*\*
  - Ratcliffe\*\*\*\*
  - Stafford\*\*\*\*
  - Providence\*\*\*
  - Draper Drive\*\*
  - Kutner\*
  - Fairchester Woods\*
  - Pat Rodio\*
  - Fairchester Woods
  - Circle Towers\*
  - Green Acres\*
  - Westmore
  - Cobbdale
  - City Hall
  - Thaiss
  
3. What do you like about our parks?
  - Trails – maintenance is A+
  - Cleanliness
  - They are open and clean
  - Handicapped playground
  - The wide open space
  - Multi-use
  - Good mix of active and passive
  - Family Friendly
  - Open space
  - Good quality play areas, sandboxes are a hit with my kids, things for all ages
  - Lush, well maintained
  - Trails
  - Accessibility (live across from Green Acres and use it daily)
  - Playgrounds, closeness (walking distance with toddler)
  - Walking trails, open spaces, nature
  - Placement
  
4. What suggestions do you have to enhance our parks? (What’s missing? What needs to be improved?)
  - Fence at Westmore
  - More activities to make use of all parks



- Bathrooms
  - Mini-golf
  - More playgrounds
  - Slow down additional active (organized) construction. Youth sports have unlimited demand. Also consider restrooms at a couple of parks that have lots of organized sports (Draper)
  - Build Draper playground back
  - A park with a large slide or bigger playground
  - If we don't deal with invasive plants now, then they will only worsen and become more unsightly with time. An aggressive removal policy would pay dividends over time.
  - Advertise and more trails
  - Native landscaping
  - Make sure all practice fields have adjacent play equipment, especially at Draper. It's hard to be a younger child dragged to FPYC practices.
  - Dog Park
  - Green Acres needed mulch on playground (done); long term, put more variety of events at playground at Green Acres.
  - Parking at Kutner is limited (Saturday FPYC Soccer)
  - More community gardens, community orchard
  - Keep Green Acres. It is used all the time
  - Green Acres got more mulch this year, but needed it earlier. Need more programs at Green Acres for kids and adults, community meetings, etc. Need some maintenance on park structures (missing steering wheel at Van Dyck and Green Acres)
  - Need more parking at Kutner, especially on Saturdays.
  - Better drainage on path in front of tennis courts at Van Dyck.
  - Indoor pool, indoor pool, indoor pool!!!
  - Crossing to get to Thaiss/T-ball fields
  - Playground at Draper Drive
  - More trails
  - Larger, more creative play equipment
5. Flip Chart Comments
- Shade at playgrounds- Stafford in particular
  - Native plants marked "Landscaped" i.e. you can plant this in your yard.
  - Fix deteriorated playgrounds
  - Indoor pool
  - Mini-golf
  - Connect parks, improve access with better sidewalks and more bike trails
  - Monarch way stations. See [www.monarchwatch.org](http://www.monarchwatch.org)

### Parks and Recreation Facilities

1. Have you visited any City of Fairfax park and recreation facilities?
  - Yes (18)
  - No (1)
2. Which facilities you visit most often? (\* indicates the same comment by multiple individuals)
  - Sherwood\*\*\*\*\*

- Green Acres \*\*\*\*\*
  - Blenheim-Historic\*\*
  - Old Town Hall\*\*
  - Providence
  - Huddleson Library
3. What do you like about our facilities?
- Sherwood is very nice. Keep it that way.
  - Beautiful
  - Sherwood-useful; Blenheim – Historic; Old Town Hall-classy
  - Convenient – most have character
  - Proximity
  - Diversity of options, programming
  - Multi-use classroom space
  - Proximity, good offerings
  - Love our instructor at Green Acres (Darlene) and exercise
  - Convenient location
  - Complete, well managed
  - Classes. Lunches, trips at Green Acres
  - Resident friendly
  - They're available
4. What suggestions do you have to enhance our facilities (what's missing, what needs to be improved?)
- Green Acres is hard to find
  - Cheaper rental for residents at Sherwood
  - Renovate Green Acres
  - Upgrade Green Acres
  - Indoor pool!! Golf facility, nature center.
  - More story hours on weekends at Library
  - Keep fields and playgrounds and basketball courts at Green Acres
  - Indoor swimming
  - Keep Green Acres or make it better.
  - Nature Center
  - Garden classes
  - Promote rain barrels
  - Solar roof
  - Gardening
  - New exercise facility/senior center
  - More community gardens
  - Would drop-in
  - Advertise better for classes
  - More native plant displays
  - More Farmers Markets
  - In the best world-new building with shower facilities for seniors
  - Learning Center and maybe new (replace) Green Acres
  - New senior center – more paved parking. Mark off handicapped parking spaces on the west side of the circle at Green Acres.

### 5. Flip chart comments

- New building for senior center
- Learning center – Computers, languages, societal topics, foreign policy
- Senior housing
- Nature center
- Garden related facility (green house, canning/preserving facility)
- Indoor swimming pool
- Open volleyball night, Volleyball lessons
- Facility with real spring wood dance floor

### Recreation

1. Have you participated in any City of Fairfax recreation programs?
  - Yes (27)
  - No (8)
2. Which recreation programs do you participate in most often? (\* indicates the same comment by multiple individuals)
  - Senior center gym-walks-tours\*
  - All youth sports\*
  - Green Acres – people very friendly.
  - Tours at the senior center
  - Seniorcize
  - Summer Rec program
  - Kid events at Green Acres
  - Swing Dance at Sherwood
  - GMU
  - Mommy and Me
  - Kick boxing
  - Pilates
  - Exercise classes\*
  - Camp
  - Classes at Sherwood Center
  - Friday night movies
  - Historical sword fighting
  - Music center and toddler play at Green Acres
  - Music together at Sherwood
  - Toddler play at Green Acres
  - Music classes
3. What do you like about our recreation programs? (\* indicates the same comment by multiple individuals)
  - Variety\*\*
  - Good prices\*\*
  - Convenient to home\*
  - Leisure Times is great (and website)\*
  - Picnic shelters
  - Excellent instructors
  - Variety of activities

- Seniorize and games/trips
  - Summer programs for kids is best nurturing alternative in Northern Virginia. Great vehicle for working parents
  - Great staff
  - Very inclusive, everyone gets to participate
  - Loved the summer recreation program
  - Family friendly
  - Low cost, convenient location
  - Darlene Wrjkowski
  - Great camp counselors
  - Trips
  - City atmosphere
  - Interaction
  - Feeling of community
  - Walks
  - Like the fact that the programs are available
  - Sherwood’s proximity to Van Dyck
4. What suggestions do you have to enhance our recreation programs (\* indicates the same comment by multiple individuals)
- More classes\*\*
  - Trips\*
  - Walking/bike path
  - Fishing ponds for kids
  - Small canoeing
  - Botanical gardens
  - Need for better facilities/good flooring at senior center
  - More evening and weekend courses
  - Coordinate competing youth sports programs (we need youth sports programs but the demand is unlimited)
  - Keep focus on senior center. It is a necessary option for an under-organized group.
  - More kid stuff, more walkable garden stuff, wildflowers, nature stuff
  - Bridge
  - More dancing
  - Build a new center to replace Green Acres
  - You should speak with coordinators at GMU
  - Don’t have too many options, keep them simple – dance, aerobics and competitive. Have options for the seniors
  - Shut down one street downtown to weekend traffic
  - More paved parking at the Senior Center
  - More advertising in Fairfax County to encourage more participants
  - Butterfly gardening workshop, Monarch raising and/or release events
  - Improve facilities and storage equipment closets
  - More mommy and kid times to accommodate working parents
  - Early Saturday morning yoga
  - Family walks
  - Late week day yoga
  - Build an indoor pool\*
  - More Mr. Skip and Kids events on weekends



- New facility with emphasis on seniors
- More events/programs for toddlers
- Evening exercise at Green Acres
- Soccer at Green Acres field for small children
- Keep having workout classes

### Open Space

1. Are you aware of any City of Fairfax owned open spaces in Fairfax
  - Yes (12)
  - No (1)
2. Which ones are you aware of? (\* indicates the same comment by multiple individuals)
  - Van Dyke\*
  - Stafford Drive\*
  - Daniels Run\*
  - Ashby Pond\*
  - Cemetery
  - Green Acres
  - Providence Park
  - Stafford East
  - Kitty Pozer Garden
  - Oliver and Moore
  - Fairfax Boulevard
3. What do you like about these open spaces?
  - That they exist
  - Beautiful
  - Kid friendly
  - Nice change from the concrete and asphalt
  - Like going places via trails rather than streets
  - Creates feeling of room and denies over crowding
  - Lots of trails
  - I love the ease of parking and play at Stafford
  - Trees
  - Native plants
  - A natural resource of limited supply
4. Are there any properties that you feel the City should acquire and preserve as open space?
  - Former gas station at East and Main Street
  - Westmore School

### Trails

1. Have you used any City of Fairfax trails?
  - Yes (12)
  - No (1)
2. Which trails do you use most often? (\* indicates the same comment by multiple individuals)
  - Daniels Run\*\*\*\*\*
  - Van Dyck\*\*\*\*

- Westmore Trail\*
  - Presbyterian Church-Woodland Drive Trail
  - Trail behind the Ace/Noodles & Co to Daniels Run
  - Ashby Pond
  - Near Old Lee Highway
3. How do use the trails (bike, walk, etc.)? (\* indicates the same comment by multiple individuals)
- Walk\*\*\*\*\*
  - Bike\*\*
  - Run\*\*
  - Stroller walk
4. What do you like about our trails?
- Accessibility
  - Natural state but still user friendly
  - Greenery
  - The solitude, cleanliness and having lots of them
  - The idea that our city has an exercise to enjoy all year
  - Well maintained, nice area
  - Fairly well maintained
  - Interconnected for variety\*
5. What suggestions do you have to enhance our trails?
- Connect FFX Presbyterian Church to Judicial Drive
  - Teach manners to FHS track team
  - Complete any connecting trails
  - Continue to improve terrain
  - Less invasive plants
  - Bike trail to the Metro
  - Complete the Ashby Pond Trail
  - Keep them available
  - More connectivity to keep bike routes off busy streets
  - Better marked, connector signage
  - Better advertised
  - Guided bike tours
  - Maps on posts
  - Quicker repair of washouts
  - Share the trail maintenance and capital improvement priority chart with the public and communicate with public about ways to obtain funding.

## Events

1. Have you attended any City of Fairfax events?
- Yes (23)
  - No (2)
2. Which events have you attended? (\* indicates the same comment by multiple individuals)
- 4<sup>th</sup> of July\*\*\*\*\*
  - Fall Festival\*\*\*\*\*

- Craft Fair\*\*\*\*\*
  - Fireworks\*\*\*
  - Chocolate Lovers\*\*
  - Old car show\*\*
  - New Year’s Eve\*\*
  - Christmas tree lighting\*\*
  - Lights and Carols\*
  - Mr. Skip\*
  - Street festivals
  - Irish St. Patrick’s Day
  - Memorial Day Parade
  - Spotlight on the Arts
  - GMU
  - Civil War Day
  - Music outdoors
  - Fall for the Book
  - First Night
  - Mosby’s Raid commemoration
  - Earth Day concert
  - Movies at Van Dyck
3. What do you like about our events? (\* indicates the same comment by multiple individuals)
- Great variety\*\*
  - Community feel and involvement\*\*
  - Small town feel \*\*
  - Family friendly\*\*
  - Set up so that all can participate\*
  - Free or low cost\*
  - Seeing neighbors
  - Special events that appeal
  - Kid’s activities
  - Partnerships
  - Everything
  - Big town fireworks
  - Fun
  - Not too crowded
  - Number
  - Proximity
  - Frequency
4. What suggestions do you have to enhance our events? (What new events would you like to see? How can we improve existing events?)
- Need to get bang for buck
  - Bring the holiday craft fair downtown
  - Have an outdoor holiday market
  - Talk with GMU coordinators to get some feedback
  - More summer events\*
  - Every Saturday in the spring, shut down downtown from car traffic

- Create a family friendly city
- New Year’s first night
- Chocolate Lovers Festival coincide with Valentine’s Day
- Have the lights on Main Street on during the day at Christmas
- Improve the speed at the Chocolate Festival and perhaps move some vendors to Sherwood.
- The Christmas lights are always the same.
- Don’t turn on the lights before the lighting ceremony.
- Need more military music programs.
- Festivals in the park, music, food, etc. Like Town Point Park in Norfolk.
- Halloween events, Haunted Park, Trick-or-treating in Old Town, First Night again.
- Coordinated efforts of new businesses to enhance events.
- More outdoor oriented or evening events.


### Cultural Arts

1. Have you participated in any City of Fairfax Cultural Arts?
  - Yes (19)
  - No (3)
  
2. Which Cultural Arts have you attended? (\* indicates the same comment by multiple individuals)
  - Spotlight on the Arts\*\*\*\*
  - Fairfax City Band\*\*\*
  - Concerts at City Hall\*\*\*
  - Old Town Hall\*\*
  - Summer concerts.\*
  - Children’s music at Old Town Hall\*
  - Outdoor music and FHS events.
  - Music in the School
  - Concerts and lectures at Community Center
  - 4<sup>th</sup> of July Parade
  - Fairfax Band Christmas Program.
  - Concerts
  - Mr. Skip.
  - Friday night Russian Music
  - Movie at Van Dyck
  - Sherwood Dancing
  - Musical Monday’s
  - Fall for the Book
  
3. What do you like most about our Cultural Arts? (\* indicates the same comment by multiple individuals)
  - Walking distance\*\*
  - Fairfax City and Community Band.\*
  - Nice venue\*
  - Free\*
  - Bands.
  - Overall enjoyment of varied talents.
  - The range across interest areas and seasonal coverage.

- Variety and access.
  - Family friendly.
  - Excellent.
  - Something for everyone, convenient location, easy parking, free, good facilities.
  - Diversity
  - Fun
4. What suggestions do you have to enhance our Cultural Arts?
- More children’s programs.
  - Good parking for attendees and bus or other transportation from the outlying parking.
  - More dancing.
  - Collaborate with George Mason.
  - More funding for the arts.
  - Be more aware, knowledge of events.
  - More lesser known ethnicities.
  - Advertise better
  - More kid-bedtime friendly concerts
  - Ice cream social.
  - Larger sign in front of Old Town Hall
  - Earlier concerts in City Hall Park
  - Outdoor public concert series (jazz, classical, with speaker component)\*
  - More instruments, petting zoo, and things to introduce additional events to children midafternoon and at child friendly prices.
  - More modern music.
  - More summer concerts at times that are family friendly
  - Public lectures (partner with Mason)

### DOLLAR VOTING

Participants at the two workshops were given \$1,000 in play money to distribute how they felt the City should allocate funds for various aspects of parks, recreation, trails, open space, special events, and cultural arts. The following are the totals for the various categories. Participants could also write specific items they wanted on the money they placed in the “Other” box.



Develop new or improved senior center facilities	\$16,200
Improvements/maintenance of existing parks, playgrounds, game courts and picnic areas	\$15,000
Development of a new outdoor family aquatic center	\$13,000
Development of new walking and biking trails	\$10,800
Improvements/construction of new athletic fields	\$10,000
Development of new indoor recreation facilities	\$8,400
Acquisition of land for open space/green space/future park land	\$7,850
Development of new outdoor parks and recreation facilities	\$5,550

**Other:**

Bigger skate park	\$2,150	Swings for adults	\$150
Dog park	\$1,000	Nature Center	\$150
Roller/hockey rink	\$1,000	Good dance floors	\$100
Blank	\$850	Golf facility	\$100
Festival center	\$450	Cultural events at Sherwood	\$100
Edible landscape	\$450	I66 Overpass	\$50
Community garden	\$400	Asphalt track	\$50
Programming	\$350	Space for arts/City band office	\$50
Improve parking/access to Thaiss Field	\$200	Sidewalks	\$50
More tennis courts	\$200	Control Invasive plants	\$50

**Workshop #3, Green Acres Center, June 22, 2013**

After the first two public workshops were held and results were tabulated from the stakeholder outreach meetings, several critical themes emerged. Two additional public workshops were scheduled for June that focused in on these topics to generate more detailed input from the community. Workshop #3 emphasized indoor recreation facilities and programs. The Parks and Recreation Director started the meeting with an introduction, followed by an introduction of the consultants. The consultants provided an overview of the strategic planning process, provided an inventory of the current indoor spaces and aquatic facilities (both in the City of Fairfax and in the immediate surrounding areas), and provided a summary of the input received pertaining to recreation centers, senior centers, and aquatic facilities. They also outlined the results of Workshops #1 and #2 of voting with dollars.



Following these introductory comments, the Consultants asked the larger group to break into three smaller discussion groups – indoor recreation center, senior center, indoor/outdoor aquatic facility. Each group was asked to identify priority programs and services that could/should be provided at those facilities. The groups discussed these items and listed individual programs and services on index cards, which were then prioritized by their groups and shared with the overall group. The summarized results are as follows:

**Senior Center Needs**

- Therapy Pool
- Swimming Pool
- Bus
- Daily Lunch
- Multi-Lingual
- Access to Outdoor

### Senior Center Improvements Needed

- Multi-Purpose Room
- Real gym
- Exercise room and programs at different levels
- Space for meetings
- Full kitchen
- Handicap-accessible restrooms
- On one level
- Separate center
- Access with steps and ramps

### Senior Center Programs

- Computer Room
- Diversified programming for bridge, cards, chess, lectures, aging assistance, and mentoring
- Local trips and field trips
- Qualified staff with unique talents

It was also noted that the City should leverage the County to study seniors' needs on a county-wide basis.

### Recreation Centers

This group divided their ideal recreation center into four zones. The numbers in parentheses indicate the priorities for those elements.

- Athletic Zone
  - Gym space (1)
  - Weight training and equipment for cardio (2)
  - Full-size court
  - Indoor track
  - Fitness classes
  - Healthy lifestyle classes
  - Personal trainers
  - Racquetball
  - Basketball court which can be divided into two smaller courts
- Flexible Space for Social Zone
  - Flexible space to maximize possibilities (1)
  - Social activities for all ages (2)
  - Place to grab snacks
  - Classroom space
  - Coffee House with Teen Center
  - Senior Center music
- Support Zone
  - Locker room (1)
  - Storage room (2)
  - Wet and dry sauna (3)

- Kids and Family Zone (4)
  - Indoor play space (1)
  - A room with mats (2)
  - Bounce inflatables or trampoline equipment
  - Rock climbing wall
  - Bike/small course

The facilities should be located in a central location with transit accessible within a community where there are more dense populations

### Aquatic Facilities

The group identified the following as critical needs/features for an aquatic facility. The numbers in parentheses indicate the top three priorities.

- Lap pool/ indoor (1)
- Splash pads (2)
- General swimming area (3)
- Lap pool outdoors
- Spa and hot tub- sauna
- Therapy pool
- Interactive water play elements
- Other issues included: limiting of the use of chlorine; and identification of the sensitivity to special needs persons regarding water temperatures. It was noted that one individual's spouse could not use most pools if the water was too warm.

The consultants then asked the participants to meet in their groups to discuss the following question:

When planning for investments related to indoor spaces and aquatics, what decision making criteria should the City use?

- Criteria for Aquatic Facilities
  - #1 Fees and Charges
  - #2 SWOT Analysis
  - #3 Market Analysis or trial period in an existing facility
  - #4 Impact on existing facilities
  - #5 Consider acquiring County facilities adjacent to the Sherwood Center
  - #6 Identify those items that have a high value and lower cost impact
  - #7 Political support
- Senior Center Facilities were identified
  - Consolidation is okay
  - Add to what exists
  - Westmore is a potential site
  - Spend money wisely
  - Be aware of operational costs
  - Planning for Seniors and we need to retain them
  - Location, location, location
  - Possible use of all the Paul VI
  - Two-story building is okay as long as there is an elevator



- Green Acres is a valuable asset
- Place higher priorities on the Seniors
- Recreation Center Criteria
  - Don't just say "No"
  - School needs and recreation needs to be identified
  - Partnerships
  - Location
  - On the bus loop
  - Additions
  - Demographics

Other issues identified in this meeting are as follows:

- More services are needed on the east side of the city
- Potential use of the Army/Navy Golf Course by the public
- The resources that are publically available should already be considered in the analysis

The consultants then asked the group, "What are your ideas for the best use and future of Green Acres?" The following items were identified:

- Hold onto the property, as it is very valuable
- Get money to do an analysis and architectural program for the building and site. Identify what level of additions, environmental analysis, etc. The study should have some metrics with it
- Consideration of traffic in the neighborhood
- Parking
- This is not a great location for many people
- Consider the impact of moving
- How badly does GMU want this property? What is the value of the property?
- Easier access here than downtown area
- About two-thirds of the ten acre site is fields
- Consider the demographics and that younger population wants more diversity
- None of us has enough information and we need to plan together
- It may cost more to renovate than to tear down and rebuild

### **Workshop #4, Stacy C. Sherwood Community Center, June 23, 2013, 1:00 p.m.**

Workshop #4 was designed to focus on Van Dyck Park and other outdoor parks and facilities. The workshop was kicked off by the Parks and Recreation Director and then the planning consultants presented an overview of the Strategic Planning Process, an inventory of the existing outdoor facilities in the city and surrounding areas, as well as a summary of the public input received to date regarding parks and recreation facilities. The consultants identified the outdoor parks by their various categories, and illustrated that 82% of the residents are within a one-quarter mile or 5-minute walk from a park or school.



Following the discussion of the comments received, the group was asked if there were any additional items they would like to add to the list, and the following items were noted:

- Easy to maintain and clean restrooms in the parks
- School hand washing facilities have operational hand washing and needs to be considered in the parks
- Basketball court at Providence is needed
- Quality of a dog park. Must be clean, quality, have water supply
- Do it right
- Easy to maintain
- The litter in Van Dyck Park is a problem and there must be a better way to control the trash
- Drinking fountains versus water bottles. The drinking fountains are better everywhere
- Fountains accessible to pets should also be provided
- A model airplane area and a remote control car area would be ideal
- The City is promoted as a City of Trees-become that. Landscaping should use the same old disease-resistant elm trees. Map the trees by species and link within the school education program and historic link. Use historic trees with signage.
- Soccer
- City park for residents - Have fees or tournament facilities we have to pay for affordability.
- Move the pavilion at Providence
- Fencing around the basketball courts
- Community facility near School Street in West Fairfax
- More bicycle trails and better maintenance
- Trail map is hard to read and needs to be updated
- Develop splash pads as gathering places
- Multi-use covered facility could be developed which could be used for in-line hockey, volleyball, tennis, basketball and other activities. This would be smart planning. The empty K-Mart facility is one possibility.
- Rugby is a very strong-growing sport, need to add lines to the artificial turf fields given the current demand. Rugby also needs dedicated space. Lanier is where they used to play, but cannot anymore.

The consultants then divided the overall group into smaller groups – one group was tasked with “redesigning” Van Dyck Park and the other group focused discussion on any other general comments regarding outdoor parks and facilities. The majority of participants participated in the activity of “redesigning” Van Dyck Park. Each small group was provided a scaled map and aerial photograph of Van Dyck Park and templates of potential park facilities they could place on the site and begin a dialog to improve and upgrade this park. Examples of some of the “master plans” created by participants are featured below.



Some of the additional comments generated in the other group discussion are outlined below:


- Roller-skating rink at Green Acres Park on the inside area would be great
- Green Acres needs to be more like Oak Marr. Needs inline skating area, pavilions, and concerts.
- Keep Green Acres
- Amphitheater- if you do it, do it downtown
- Special events are great but need to be jazzed up a bit
- Outdoor theater

- Children’s summer program of art that is affordable
- Woodson High School-Pursue multi-use
- Additional input
- If you do not inline skate, collaborate with the skate park
- Focus first on Lanier before focusing on Van Dyck
- County- give priority for the rugby team on the soccer fields. There are 70-100 kids on one field, from ages 9-45 years old. FHS doesn’t have their own rugby team.
- Lanier- club house for soccer and rugby. Dedicate the facility to rugby and soccer.
- Providence Park- accident hazard- one pavilion is taken over when the sports activities are in the park.
- History for Providence Park that had a plan and developed the ball fields and the sports groups have taken over the park. At one time, there was supposed to be a community center prior to the FPYC development on the site.
- Look at the best area for various use and evaluate all parks and recommend the best area

## CHILDREN’S INPUT

The Public Workshops included numerous opportunities for children provide input on what they felt were high priorities for the future of parks, recreation, trails, open space, events and cultural arts. One activity involved asking children to chart their favorite things to do by placing stickers (pink for girls and blue for boys) on a large mural of activities. Results are as follows:

Activity	# of Girls	# of Boys
Water Parks	2	2
Play on the Playground	1	2
Swimming	1	1
Camping	0	1
Learn About Nature	1	0
Watch a Movie in the Park	0	1
Go to a Carnival	1	0
Watch a Magic Show	0	1
Meet Santa	0	1
Watch Fireworks	1	1
Go to an Egg Hunt	1	0
Art	1	0
Play Sports	1	0



## Our Parks, Our Future Web Based Community Engagement

In an effort to engage all City residents, the City implemented an online civic engagement tool that enabled residents to provide input regardless of where they were located, what time of day it was, and do so in more than 75 languages. The site, *Our Parks, Our Future* was designed explicitly for the City of Fairfax and provided a forum for residents to submit ideas and recommendations, react to potential solutions, provide input on priorities, and engage in conversation with City leaders and others, and stay up-to-date on the planning process. The web site was managed and updated by the planning consultants and staff. A total of 22,623 page views, 3,168 unique visitors, and 317 active participants were involved. The average age of participants was 48 years old, with the vast majority residing in the 22030 zip code.

Below is a summary of the results of the web site.

## Overall Site Statistics

The figure below provides a snap shot of the overall statistics related to visitation to the site.

## Welcome to Our Parks Our Future - City of Fairfax's Reporting Interface

The **Reporting Interface** displays all of the activity from your project.

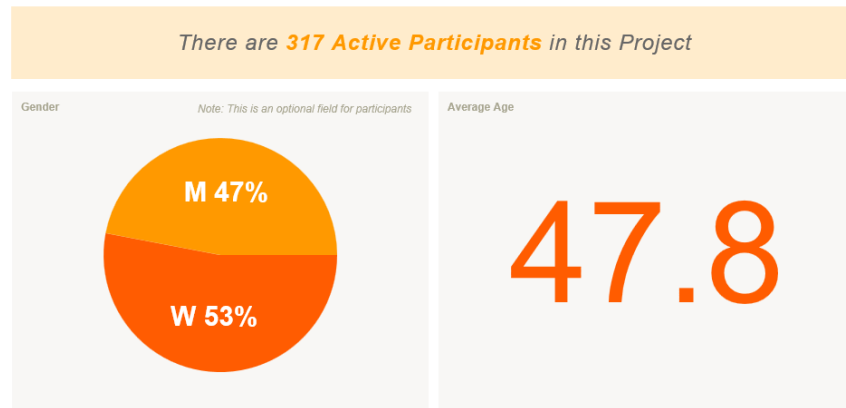


## Age and Gender Distribution

The figure below outline the characteristics of the average visitor to the *Our Parks, Our Future* website.

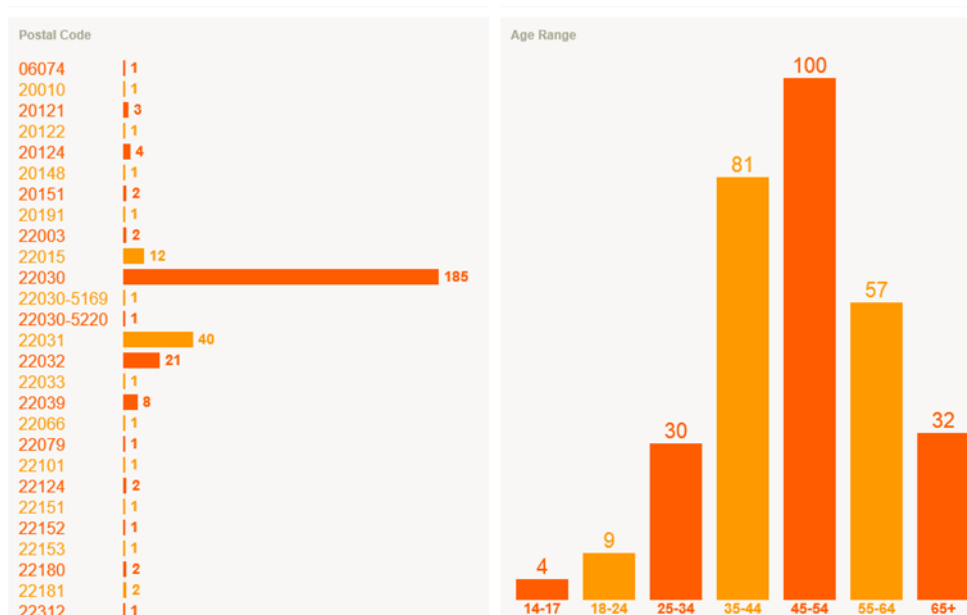
### Welcome to Our Parks Our Future - City of Fairfax's Reporting Interface

The Reporting Interface displays all of the activity from your project.



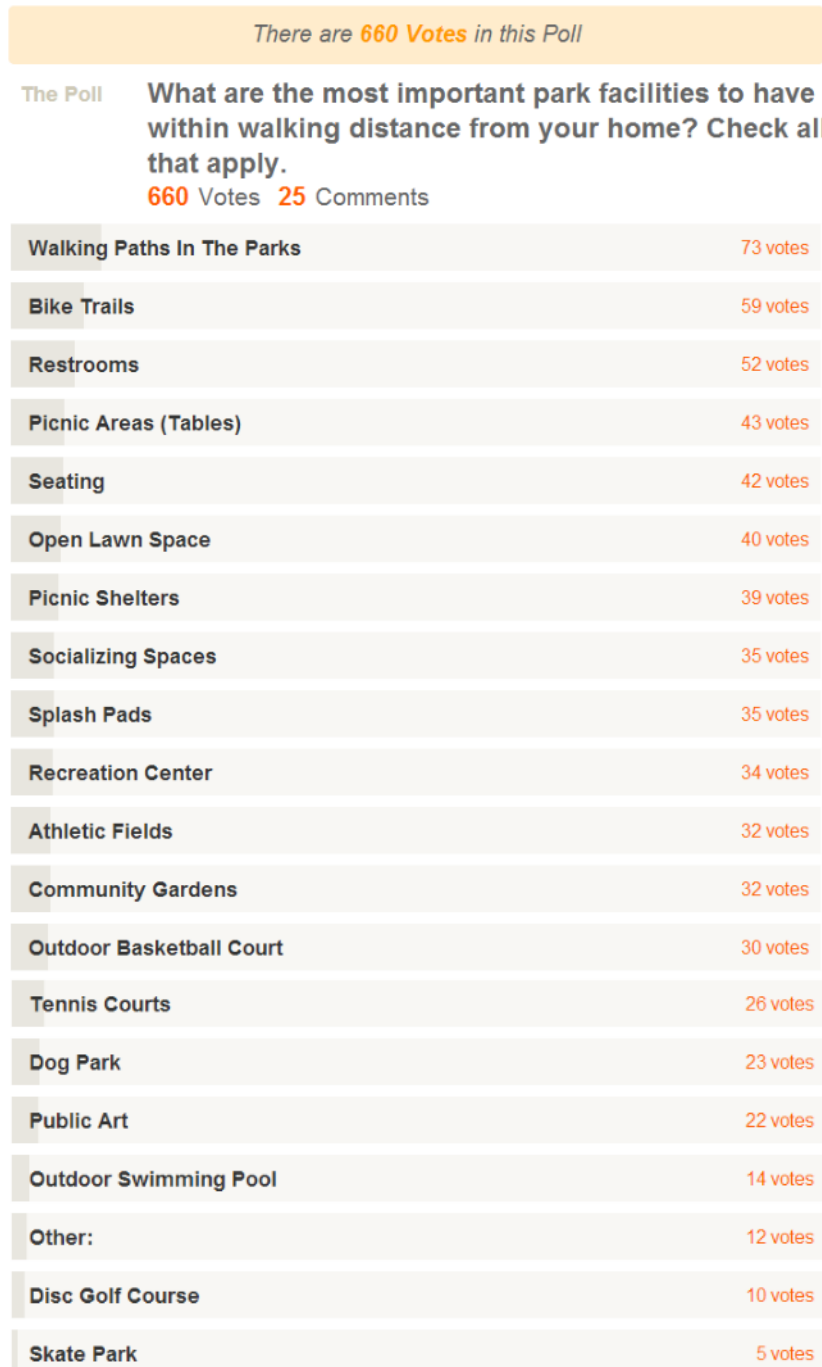
## Geographic and Age Distribution

The figure below shows the distribution of web site visitors based on their geographic location in the City, sorted by zip code. It also reflects the age distribution of the visitor.



## Park Facilities

The figure below shows the responses or “votes” received in response to the question, “What Facilities Should be in Parks?”





## Benefits

The figure below shows the responses or “votes” received in response to the question, “What benefits do you think parks will bring to the City of Fairfax?”

*There are 167 Votes in this Poll*

**The Poll**    **What benefits do you think parks will bring to City of Fairfax? Pick the two areas on which we should focus first.**  
**167** Votes   **5** Comments

Providing Recreational Opportunities For Children	34 votes
Creating Opportunities For Fitness	33 votes
Creating More Recreational Opportunities	32 votes
Providing More Opportunities To Observe Wildlife And Nature	23 votes
Providing Alternative Transportation Routes On Trails	19 votes
Enhancing, refreshing or adding new special events	18 votes
Increasing Economic Development And Eco-Tourism	8 votes

## Trails

The figure below shows the responses or “votes” to the question, “Where should trails be connected in Fairfax?”

*There are 37 Votes in this Poll*

**The Poll**    **Where should trails be connected in Fairfax?**  
**37** Votes   **16** Comments

Biking to Old Town Fairfax	11 votes
Crossing Pickett Road between Thaiss Park and Gateway Park	8 votes
Van Dyck Park to Fairfax Blvd	6 votes
Mason to Metro Commuter Biking Routes	5 votes
Other Suggested Linkages	4 votes
Plantation Parkway to RT 123	3 votes

## Aquatic Facility

The figure below shows the responses or “votes” received in response the question, “What type of aquatic facility do you need?”

*There are 72 Votes in this Poll*

**The Poll**      **What type of aquatic facility do you need? Please select up to three items from the list below that you would most like to see developed in the City of Fairfax.**  
**72 Votes**   **7 Comments**

Outdoor splash pad or sprayground	15 votes
Outdoor family aquatic center with shallow water and water play features	14 votes
Indoor family pool with shallow water, slides, etc.	12 votes
Indoor competition and lap lanes	10 votes
Outdoor lazy river	8 votes
Indoor warm water therapy pool	5 votes
Outdoor water slides	3 votes
Outdoor lap and competition lanes	2 votes
Outdoor wading pool	2 votes
Diving boards	1 vote

## Green Acres

The figure below shows the responses or “votes” received in response to the question, “What should we do with Green Acres?”

*There are **31 Votes** in this Poll*

**The Poll**      **What should we do with Green Acres? Renovate or repurpose the facility or build a new senior citizen facility.**

**31** Votes   **4** Comments

Redevelop the facility to better meet the needs of the seniors, pre-school and the neighborhood	14 votes
Develop a new senior citizen center in conjunction with a community recreation center	12 votes
Develop a new senior citizen center located on the CUE bus line and improve the existing building for another purpose	4 votes
Other idea - please list	1 vote

## Visioning Fairfax Parks

When asked to envision the future of parks in the City of Fairfax, responses were as follows. The number in parentheses indicates the number of “points” received for a particular item.

- Host summer music festival (60 points)
- Better connecting bike trails (58)
- Water play dancing fountains (43)
- Walking trails in natural settings (38)
- Expansive trail system (35)
- Improvements to baseball fields (34)
- Solar lights/lights for pavilions (33)
- Improved storm water in parks (33)
- Keep environmental stability (32)
- Trees at Pat Rodio Park at playground (31)
- Westmore as a City Park (28)
- Expand bike trails (27)
- Integrated green infrastructure with public places (26)
- Invasive plant management system (25)

- Community upkeep/cleanup featuring experts (25)
- Place for group meditation in a quiet setting (25)
- Greek style amphitheater for the arts (23)
- Volunteer events with experts (21)
- City-wide yard sale (21)
- Dog Park (21)
- Great parks for genius loci (20)
- Redesign Van Dyck Park (20)
- Add protected bike lanes on major corridors (20)
- Old fashioned carnival type event, games, dunk tank, etc. (18)
- Shade at Stafford Park playground (18)
- Indoor pool (18)
- Food trucks in the parks (16)
- Update the basketball courts (16)
- Encourage more walking with scramble intersections (16)
- Tented tennis courts (14)
- Improve trails in Daniels Run Park and nearby (14)
- Fix tennis courts at Van Dyck Park (14)
- Incorporate edible plants and fruits in parks (13)
- Fenced in dog park (13)
- Special revenue fund for maintenance (11)
- Encourage newcomers and minorities to use parks properly (10)
- Expand/improve the skate park (9)
- Edible landscaping (9)
- Open Army-Navy Golf Course to Fairfax residents (9)
- More visual and performing arts events in historic buildings (7)
- Mini version of Spotlight on the Arts in the Fall (6)
- Cover playground at Rodio Park (4)
- Events to bring Fairfax Academy into the community (4)

### Making One Change

When asked to comment or “vote” on one change that visitors would like to see made to the parks, recreation, trails, open space, events and cultural arts, responses were as follows. The number in parentheses indicates the number of “points” received for a particular item.

- Live music in the parks (78 points)
- Provide wheelchair access (65)
- Build a downtown park (63)
- Enhance recycling opportunities in parks (53)
- Create a real track at Lanier Middle School (52)
- Classes in rain gardens/sustainable gardening (52)

- Real bathrooms at Van Dyck Park (50)
- Pocket parks that are unimproved (47)
- Add parking and improve pedestrian access at Thaiss Park (44)
- Improve waste reduction and recycling (42)
- Solar powered parks (37)
- Encourage effective pet waste management (37)
- Playgrounds near every practice field (32)
- Improve pedestrian/cyclist safety on Rte. 50 and 237 (Pickett Rd.) (30)
- Themed playground for teens (29)
- Eco-friendly mosquito control (28)
- Food trucks at Van Dyck Park (27)
- City of Fairfax Recreation Center (27)
- Ensure continued health of the City’s tree cover (26)
- Tear down the Massey Building (24)
- Turf the Lanier Field and adjacent parks and rec field space (24)
- Edible plants, native plants, restored ecosystem (23)
- Make baseball fields as nice as the soccer fields (21)
- Public art in the parks (19)
- Tented tennis courts (15)
- Reimplementation of midnight basketball (15)
- Make Ashby Pond less stinky (14)
- Connect us so we can self-organize (13)
- Be more hip – Change with the demographics (12)
- Full service recreation center (12)
- Wiffleball field (12)
- Remove invasive plants (10)
- Add in-line hockey rink (10)
- Bicycle sharing program (4)
- Playgrounds that exceed ADA requirements (2)

### Most Needed Facilities

When asked to comment or “vote” on one most needed facilities visitors would like to see in the City, responses were as follows. The number in parentheses indicates the number of “points” received for a particular item.

- Providence Elementary Fields becomes a Premier Baseball Complex (121 points)
- More Trails (39 points)
- Bathroom facilities at major parks (33)
- Additional soccer fields (25)
- A modern senior center (22)
- Picnic tables and grills need replaced (20)

- Add more recycling opportunities (20)
- Off leash dog park (20)
- Update/expanded skate park (15)
- Playground at Draper Park (14)
- Shade at Stafford Park (14)
- Rodio Park needs shade, playground, pavilion (14)
- Splash pads (14)
- Improve Van Dyck tennis courts (14)
- Arboretum style park (10)
- Great downtown square/town green park (10)
- Amphitheater (8)
- Sprung wood dance floor (6)
- Recreation activities near SE Fairfax homes (6)

### Diversifying Parks and Events

When asked to comment or “vote” on ways to diversify parks and events, responses were as follows. The number in parentheses indicates the number of “points” received for a particular item.

- How about some "Summer Fun Days" with water activities (32 points)
- Think outside the box (28)
- Provide multilingual information about city parks (26)
- Recruit recent immigrants to teach rec classes (16)
- Showcase programs already in our City schools (16)
- Classes for Autistic/Special Needs Children (7)
- Have a culture-based festival with parade (0)

### Suggestion Box

The website also provided a “suggestion box” where visitors could make suggestions and vote on suggestions made by others. Responses were as follows. The number in parentheses indicates the number of “points” received for a particular suggestion.

- Invasive Plant Management Program (41 points)
- Community Virginia native landscape garden and sale (17)
- Plan for more parks for planned higher density (16)
- I fully support this recommendation, and suggest new plantings (15)
- More Parking at the Thaiss Ball fields (14)
- Have a film festival on the environment (14)
- Build planned bike/ped trail along 50 as part of Northfax work (13)
- More special habitats like the new vernal pool at Kutner Park (13)
- DOG PARK! (10)
- Reopen the trail connection at the Thaiss ball fields (9)
- Partner with VDOT and get a pedestrian bridge built over I-66 (9)

- Cut the Kudzu (3)
- Leave the Van Dyck "bowl" and sides open (2)
- Pocket park with sculpture at City entrances (0)

### Improve Van Dyck Park

When asked to comment or “vote” on one ways to improve Van Dyck Park, responses were as follows. The number in parentheses indicates the number of “points” received for a particular item.

- Water spray/fountain play area (56 points)
- Better bathroom facilities (45)
- Add real bike paths to the park (37)
- Improve the skate park (31)
- Make forested areas accessible nature areas (30)
- Bike riding area for kids (29)
- Master Plan for an Urban Park (23)
- Dog Park
- Balance between active use and natural areas (18)
- Trees and benches (18)
- Shade the playground (17)
- Pretty good park already – Create other wonderful spaces (17)
- Light the sand volleyball courts (16)
- Light maintenance of forested area (14)
- Improve access by foot, bike and improve tennis lights (14)
- Ice Rink (14)
- Add paved path, public art, and amphitheater (11)
- Outdoor fitness equipment (11)
- Add trees and benches near playground and basketball courts (11)
- Coordinate use with St. Leos (9)
- Alternate site for track and field practices (9)
- Resurface tennis courts (8)
- Improve grasslands and forests (6)
- Long covered slides for kids and adults (5)

### Westmore School Site Ideas

When asked to comment or “vote” on one ways to improve/use Westmore School site, responses were as follows. The number in parentheses indicates the number of “points” received for a particular item.

- Rec Center w/ Indoor pool & track (27 points)
- Aquatic facilities (18 points)
- Community garden (15)

- Picnic pavilions (10)
- Storm water retention facilities (7)
- Create an arboretum (5)
- Dog Park (2)

## Getting to the Parks

The figure below shows the responses or “votes” received in response to the question, “How do you and your family get to the City of Fairfax parks from your home?”

### Welcome to Our Parks Our Future - City of Fairfax’s Reporting Interface

The Reporting Interface displays all of the activity from your project.

There are **89 Votes** in this Poll

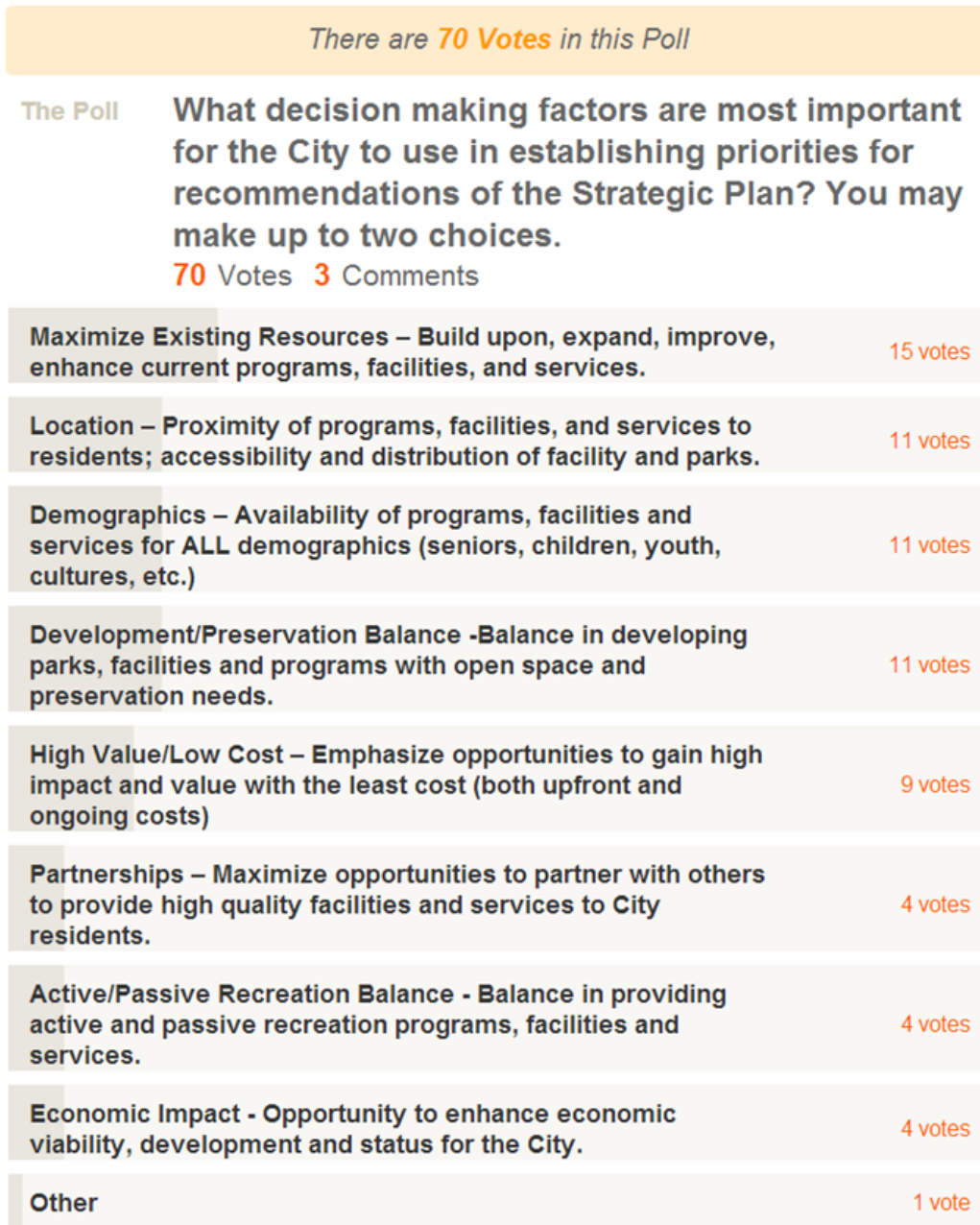
The Poll **How do you and your family get to the City of Fairfax parks from your home?**  
**89** Votes **8** Comments

Walk	38 votes
Drive	35 votes
Bicycle	15 votes
Skateboard or in-line skate	1 vote
Do not visit parks	0 votes



## Decision Making Criteria

The figure below shows the responses or “votes” received in response to the question, “What decision making factors are most important for the City to use in establishing priorities for recommendations of the Strategic Plan?”



### Community Attitude and Interest Survey

The City of Fairfax partnered with the Center for Social Science Research within the College of Humanities and Social Sciences of George Mason University (GMU) to design, conduct, analyze and report on a statistically valid survey distributed to a random sampling of City households. The survey was designed to identify satisfaction levels for current programs, facilities and events, identify unmet needs for facilities and programs, identify current usage of parks, and establish priorities for parks and recreation functions. GMU mailed postcards and printed surveys to 2,500 City households, providing respondents with the opportunity to complete the survey online or via the hard copy survey. The 20 percent response rate goal was exceeded, as 668 responses were received representing a 23 percent response rate. One of the greatest benefits of the random sampling survey is the ability to reach non-users or inactive users of the park and recreation program. This target population was likely not to be represented at the public workshops and stakeholder meetings.

# Community Attitude and Interest Survey

## City of Fairfax Parks and Recreation Department

Draft (November 24, 2013)

The Center for Social Science Research, George Mason University

This page intentionally blank.

## CONTACT INFORMATION

---

**Report prepared by:**

James Witte, Director  
The Center for Social Science Research  
George Mason University

**Mailing Address:**

The Center for Social Science Research  
George Mason University  
4400 University Avenue, MS 1H5  
Fairfax, VA 22030

**Street Address:**

The Center for Social Science Research  
4087 University Drive, Suite 4200  
Fairfax, VA 22030

**Website address:**

<http://cssr.gmu.edu/>

**Phone:**

(703) 993-2993

**Fax:**

(703) 246-8993

This page intentionally blank.

The Center for Social Science Research (CSSR) is a multidisciplinary research center within the College of Humanities and Social Sciences of George Mason University in Fairfax, Virginia. The Center draws on faculty from various disciplines—sociology, political science, psychology, communication, and others—who bring their expertise to bear on some of the most pressing social, behavioral, and political problems facing contemporary society. The CSSR provides a platform that brings together social science theories and methods to conduct state-of-the-art research on important social problems and basic social science questions. Studies employ a range of quantitative and qualitative research methods including survey research, focus groups, interviews, analysis based on leading social indicators and the exploration of virtual world environments. Particular emphasis is placed on:

### **Survey Research**

CSSR operates a survey research lab specializing in web-based survey instruments and Computer-Assisted Telephone Interviewing (CATI). Formerly the Northern Virginia Survey Research Laboratory, the survey center has been in operation since 1987. The recently upgraded lab has 15 PC-based interviewing stations with a fully featured, web-based CATI system, which allows for sophisticated questionnaire design, including skips and branching, randomization of question or response order, piping, voice capture, sample and quote management, including scheduling callbacks, recording call attempts, automatic time zone adjustment, and quality assurance, including productivity reports and call monitoring.

### **Community Participation and Action-Based Research**

CSSR is committed to working with students, residents, organizations, municipalities, counties, and other groups to assist in the improvement of the quality of life and living situations of Northern Virginia's diverse populations and communities. CSSR is strengthening its community-university partnerships by using a community-based strategy that combines research, action, collaboration and capacity building. CSSR strives to engage the "community" through an entire research and implementation process including problem identification, research instrument development, data collection, data analysis, data interpretation, presentation of findings, and the implementation of action plans. We believe that by working on an issue collaboratively, each partner brings different skills, strengths, perspectives, and resources that when combined, can more effectively meet the goals of the community. On behalf of the community, the University brings resources, expertise in research methods, data collection and analysis, and training that builds capacity while enabling groups to meet their long term goals.

### **Digital Social Science Research**

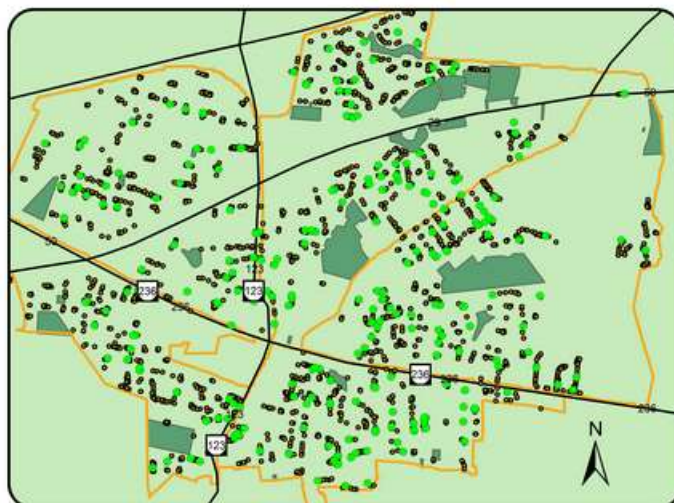
CSSR has begun a new research program in the exploration of Virtual Worlds, immersive, online, 3D graphic social environments. CSSR aims to become a leader in the innovative adaptation of surveys, in conducting social-psychological experiments, and in educating and training to these new environments.

*CSSR is a member of the National Consortium of Social Science Research Centers and Institutes, the Association of Academic Survey Research Organizations, and the Virtual Worlds Consortium.*

# 1. SURVEY DATA COLLECTION METHODOLOGY

A random sample of Fairfax City residents was purchased from a national list vendor, Scientific Telephone Samples. This sample included names, addresses and telephone numbers of 2,500 City residents, as well as age and ethnicity of head of household. A multi-mode approach was used to collect data. First, postcards were sent to each address. The postcard introduced the survey and included a link to an online version of the survey at <http://cssr.gmu.edu>. Residents were informed that they would also receive a mail version of the survey, if they chose not to complete the survey online. The postcard also included a unique survey registration number that residents were asked to enter at the start of the survey. Two weeks later, after culling out those residents who had already completed the survey based on their survey registration numbers, each address was called and reminded about the online survey. They were also notified at that time that the paper version of the survey would go in the mail shortly. At this point approximately 215 surveys had been completed online and paper versions were mailed to the remaining 2,285 addresses. A prepaid return envelope was included with the survey. As of September 20, 2013 an additional 242 surveys had been received by mail yielding a preliminary realized sample of 457 and a response rate of approximately 18.3%.

Listed samples tend to overrepresent older respondents so the initial sample was supplemented after September 20, 2013 with an additional sample of all 408 listed households in the City with a head of household under the age of forty. As of October 10, 2013 there were a total of 585 complete surveys (response rate = 20.1%) and a total of 668 complete and partial surveys (response rate = 23.0%). In 265 cases the responses could be linked to a specific household address. The map below indicates that responses were provided from across the City, while statistical tests comparing those households with addresses to those without indicate no significant differences in the use and intensity of use of City facilities and programs.





## 2. TOP LINE SURVEY RESULTS

**Have you or any member of your household visited any of the parks and/or recreation facilities in the City of Fairfax and/or George Mason University recreation facilities during the past 12 months?**

86.8%	Yes (please answer Questions 1a and 1b)	<b>Weighted</b>	88.3%	Yes
13.2%	No (please skip to Question 4)		11.7%	No

*Comparable 2007 responses*

72.0%	Yes
28.0%	No

**Approximately how often did you or members of your household visit those facilities in the City of Fairfax during the past year?**

22.0%	1 to 5 visits	15.0%	11-19 visits	1.2%	Don't know
13.9%	6 to 10 visits	47.9%	20 or more visits		

**Weighted**

16.3%	1 to 5 visits	16.2%	11-19 visits	0.5%	Don't know
14.0%	6 to 10 visits	52.6%	20 or more visits		

**Overall, how would you rate the physical condition of the facilities you have visited?**

31.3%	Excellent	61.9%	Good	5.8%	Fair	1.0%	Poor
-------	-----------	-------	------	------	------	------	------

**Weighted**

30.0%	Excellent	65.4%	Good	4.1%	Fair	0.5%	Poor
-------	-----------	-------	------	------	------	------	------

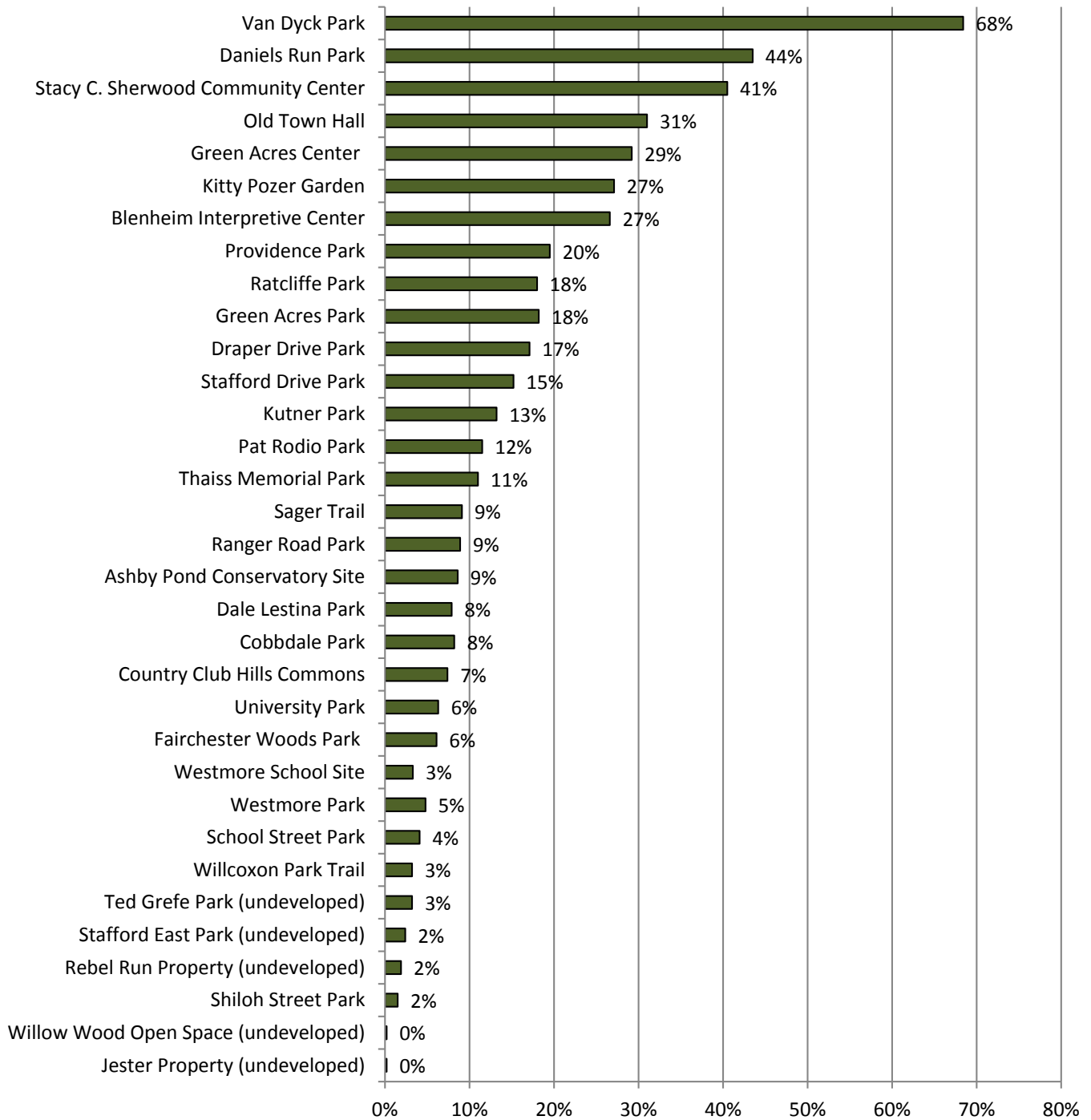
*Comparable 2007 responses (Overall rating of quality of parks)*

38.0%	Excellent	51.0%	Good	10.0%	Fair	1.0%	Poor
-------	-----------	-------	------	-------	------	------	------

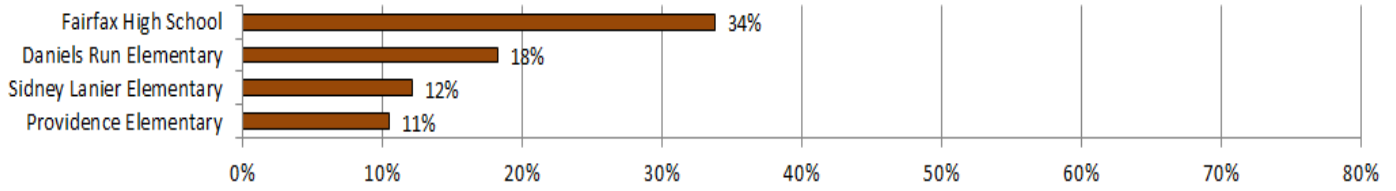
		Parks Visited				
		In last 12 months	In last 12 months*	1 <sup>st</sup> most often	2 <sup>nd</sup> most often	3 <sup>rd</sup> most often
29	Van Dyck Park	68.0%	68.4%	18.0%	17.5%	13.5%
6	Daniels Run Park	43.5%	43.5%	12.1%	8.5%	6.9%
43	Oak Marr RECenter & Park	40.6%	41.8%	7.2%	2.8%	5.1%
23	Stacy C. Sherwood Community Center	39.8%	40.5%	4.7%	5.5%	7.6%
42	Fairfax County Parks	38.3%	39.0%	3.1%	4.8%	3.9%
35	Fairfax High School	33.8%	34.4%	4.7%	3.9%	5.1%
38	Northern Virginia Regional Parks	32.8%	33.1%	1.2%	3.7%	4.7%
14	Old Town Hall	30.7%	31.0%	1.0%	3.3%	4.7%
10	Green Acres Center	28.5%	29.2%	8.4%	3.7%	4.4%
12	Kitty Pozer Garden	27.2%	27.1%	0.4%	2.4%	2.9%
2	Blenheim Interpretive Center	26.4%	26.6%	8.2%	2.2%	3.4%
16	Providence Park	19.2%	19.5%	3.1%	0.9%	2.5%
34	Daniels Run Elementary	18.3%	18.4%	1.0%	0.9%	1.5%
18	Ratcliffe Park	17.9%	18.0%	3.1%	3.1%	2.2%
9	Green Acres Park	17.5%	18.2%	2.9%	2.2%	2.9%
7	Draper Drive Park	16.9%	17.1%	2.9%	3.7%	3.2%
25	Stafford Drive Park	14.8%	15.2%	2.0%	4.4%	1.7%
13	Kutner Park	13.0%	13.2%	2.5%	1.5%	1.0%
39	Cross County Trail	12.6%	13.0%	1.0%	0.7%	2.9%
37	Sidney Lanier Elementary	12.2%	12.5%	0.6%	1.8%	0.7%
47	GMU Trails and Paths	12.1%	12.5%	0.6%	0.2%	1.7%
15	Pat Rodio Park	11.3%	11.5%	1.4%	0.9%	2.0%
27	Thaiss Memorial Park	11.1%	11.0%	1.0%	2.2%	1.5%
36	Providence Elementary	10.5%	11.0%	0.6%	1.1%	0.2%
41	Civic Association Parks/Pools	10.1%	10.2%	0.8%	0.2%	0.7%
20	Sager Trail	9.3%	9.1%	0.4%	2.2%	2.2%
17	Ranger Road Park	8.7%	8.9%	1.4%	1.1%	1.0%
44	GMU Recreation & Aquatic Ctr. (RAC)	8.7%	8.6%	2.3%	1.3%	0.7%
1	Ashby Pond Conservatory Site	8.5%	8.6%	0.61%	2.2%	1.2%
3	Cobbdale Park	7.6%	8.2%	2.0%	1.8%	0.7%
5	Dale Lestina Park	7.6%	7.9%	1.2%	0.7%	1.5%
4	Country Club Hills Commons	7.0%	7.4%	0.8%	1.8%	0.5%
28	University Park	6.2%	6.3%	0.4%	0.4%	0.5%
8	Fairchester Woods Park	5.8%	6.1%	0.6%	1.8%	1.5%
40	Gateway Regional Park	5.2%	5.2%	0.0%	0.2%	0.2%
30	Westmore Park	4.7%	4.8%	0.8%	0.7%	0.7%
31	Westmore School Site	4.7%	3.3%	1.0%	0.4%	0.5%
46	GMU Recreational Fields	4.7%	4.8%	0.4%	0.7%	0.0%
21	School Street Park	4.1%	4.1%	0.0%	0.4%	0.2%
45	GMU Athletic & Fitness Center (AFC)	3.7%	3.7%	0.6%	0.7%	0.2%
26	Ted Grefe Park (undeveloped)	3.3%	3.2%	0.6%	0.0%	0.5%
32	Willcoxon Park Trail	3.3%	3.2%	0.2%	0.4%	0.5%
24	Stafford East Park (undeveloped)	2.1%	2.4%	0.0%	0.0%	0.0%
19	Rebel Run Property (undeveloped)	1.9%	1.9%	0.0%	0.0%	0.0%
22	Shiloh Street Park	1.4%	1.5%	0.0%	0.4%	0.2%
11	Jester Property (undeveloped)	0.2%	0.2%	0.0%	0.0%	0.0%
33	Willow Wood Open Space (undeveloped.)	0.2%	0.2%	0.2%	0.0%	0.0%

\* Weighted

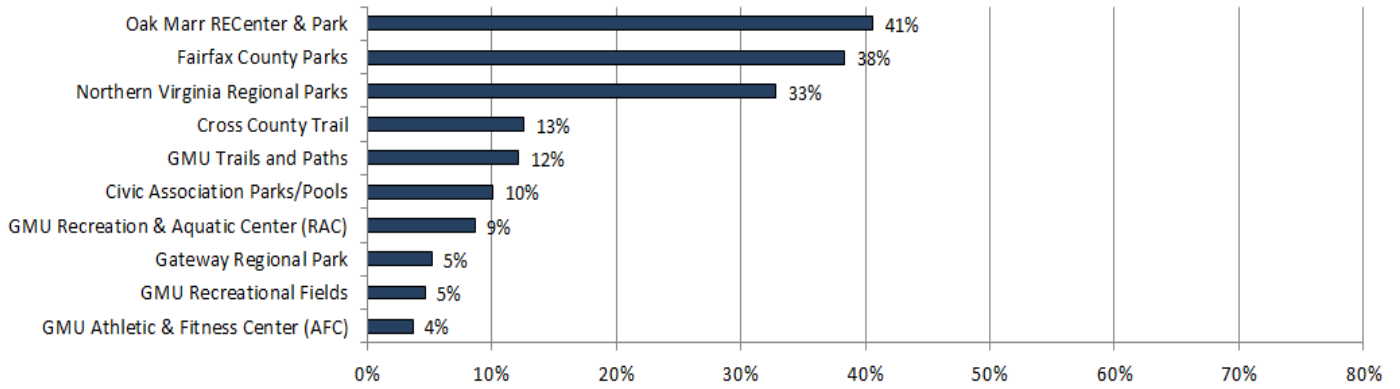
## City of Fairfax Parks and Facilities Visited by Fairfax City Residents in Last 12 Months (weighted)



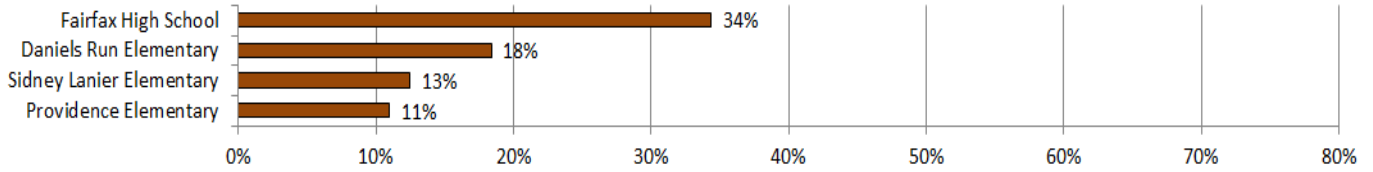
### School Outdoor Athletic Fields Visited by Fairfax City Residents in Last 12 Months



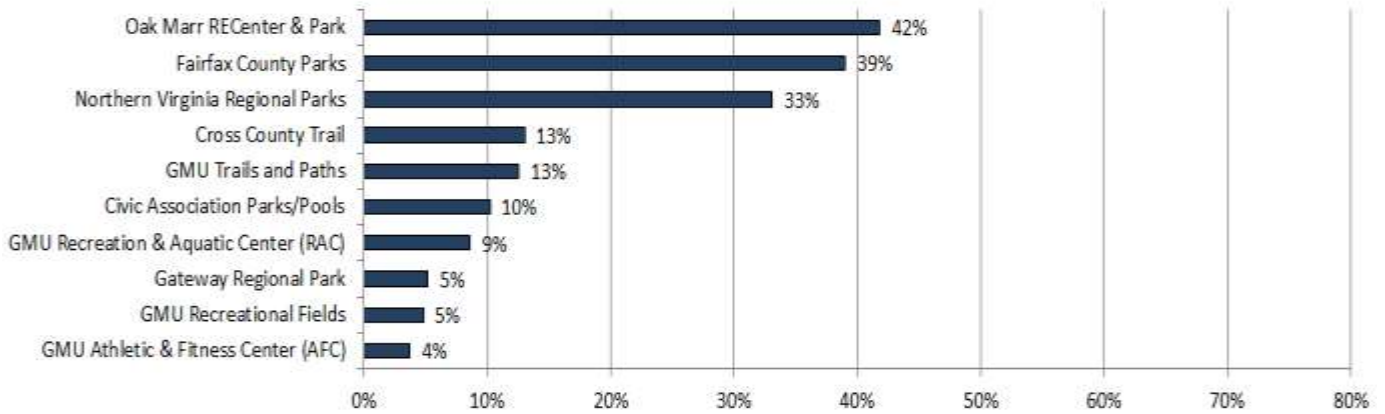
### Other Area Parks and Facilities Visited by Fairfax City Residents in Last 12 Months



**School Outdoor Athletic Fields Visited by Fairfax City Residents in Last 12 Months (weighted)**



**Other Area Parks and Facilities Visited by Fairfax City Residents in Last 12 Months (Weighted)**



**Have you or members of your household participated in any recreational programs offered by the City of Fairfax over the past 12 months?**

32.8% Yes (please answer Question 4a)                      67.2% No (please skip to Question 5)

33.8% Yes (please answer Question 4a)                      66.2% No (please skip to Question 5) (Weighted)

**How would you rate the quality of the programs in which you and members of your household participated?**

47.8% Excellent      47.3% Good      3.2% Fair      1.6% Poor

49.3% Excellent      46.3% Good      3.0% Fair      1.0% Poor (weighted)

**Have you or members of your household participated in any Special Events or Cultural Arts activities offered by the City of Fairfax over the past 12 months?**

64.8% Yes      35.2% No

65.4% Yes      34.6% No (weighted)

**Which events did you or your family members attended?**

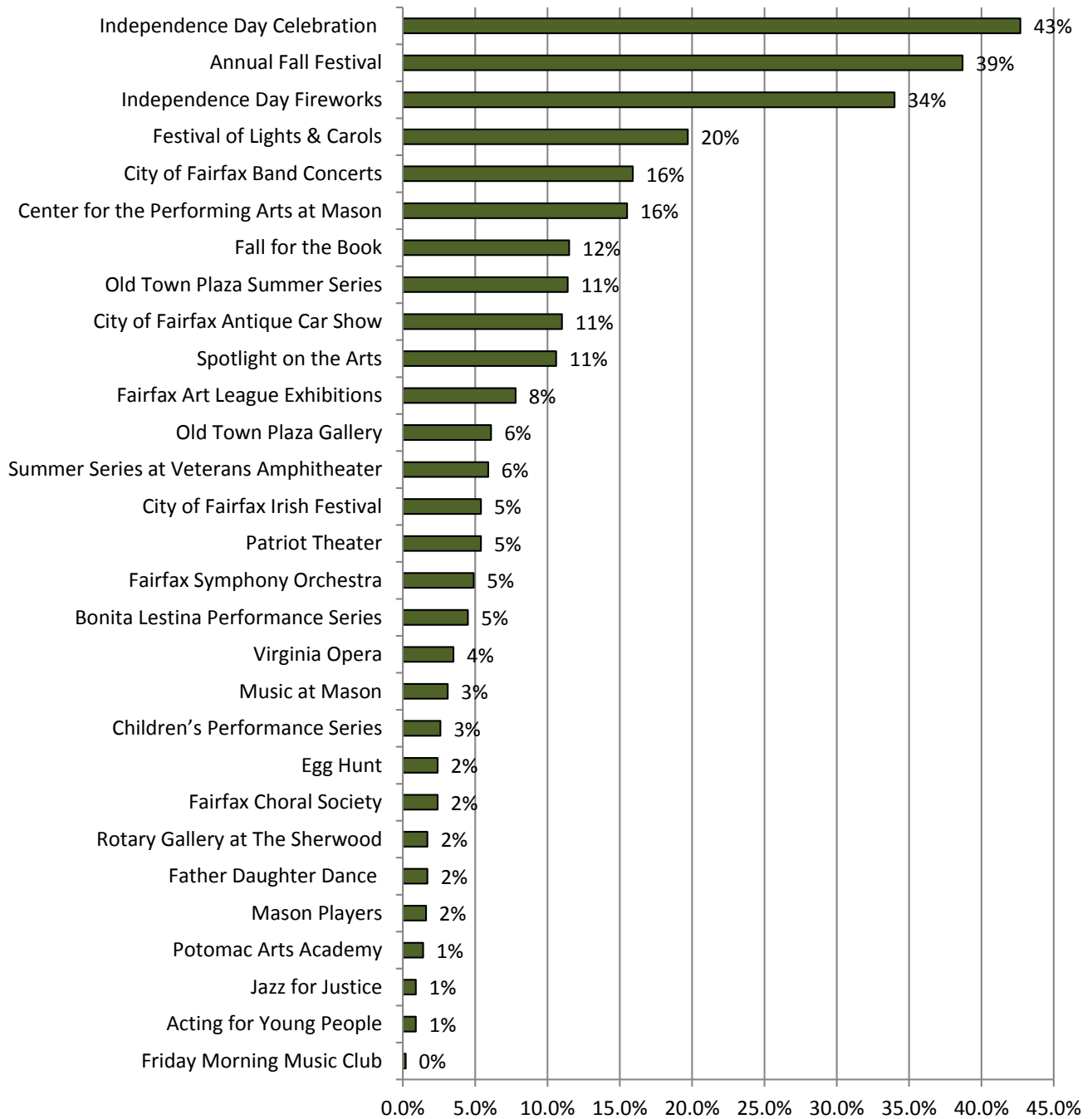
Raw	Wgt*		Raw	Wgt*	
42.7%	43.5%	Independence Day Celebration	4.9%	4.8%	Fairfax Symphony Orchestra
38.7%	39.5%	Annual Fall Festival	4.5%	4.5%	Bonita Lestina Performance Series
34.0%	34.2%	Independence Day Fireworks	3.5%	3.3*	Virginia Opera
19.7%	20.3%	Festival of Lights & Carols	3.1%	3.2%	Music at Mason
15.9%	15.6%	City of Fairfax Band Concerts	2.6%	2.8%	Children's Performance Series
15.5%	15.4%	Center for the Performing Arts at Mason	2.4%	2.5%	Fairfax Choral Society
11.5%	11.1%	Fall for the Book	2.4%	2.5%	Egg Hunt
11.4%	11.0%	Old Town Plaza Summer Series	1.7%	1.8%	Father Daughter Dance
11.0%	12.0%	City of Fairfax Antique Car Show	1.7%	1.7%	Rotary Gallery at The Sherwood
10.6%	10.5%	Spotlight on the Arts	1.6%	1.5%	Mason Players
7.8%	7.8%	Fairfax Art League Exhibitions	1.4%	1.3%	Potomac Arts Academy
6.1%	6.0%	Old Town Plaza Gallery	0.9%	0.8%	Acting for Young People
5.9%	6.1%	Summer Series at Veterans Amphitheater	0.9%	1.0%	Jazz for Justice
5.4%	5.8%	Patriot Theater	0.2%	0.2%	Friday Morning Music Club
5.4%	5.6%	City of Fairfax Irish Festival			

**How would you rate the quality of the events in which you and members of your household participated?**

59.9% Excellent      38.4% Good      0.8% Fair      0.8% Poor

60.4% Excellent      38.0% Good      0.8% Fair      0.8% Poor (weighted)

## Fairfax City Residents' Participation in Special Events or Cultural Arts Activities in the Last 12 Months



The following are actions that the City of Fairfax could take to improve the parks and recreation services in the City. Please indicate whether you would be very supportive, somewhat supportive, or not supportive of each action by circling the number next to the action.

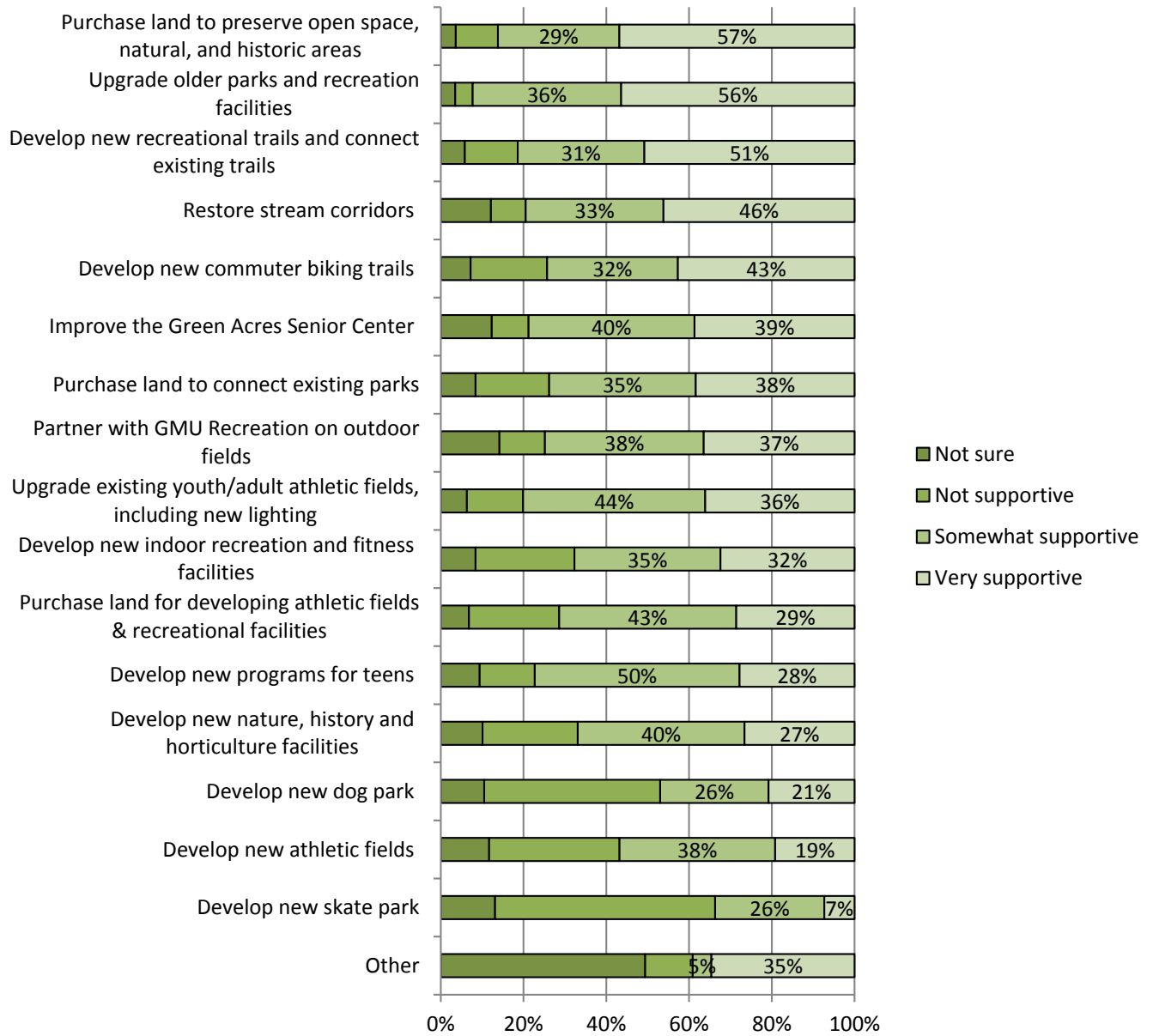
		Not sure	Not supportive	Somewhat supportive	Very supportive
(A)	Purchase land to preserve open space, natural, and historic areas	3.6%	10.2%	29.3%	56.8%
(D)	Upgrade older parks and recreation facilities	3.5%	4.2%	35.9%	56.4%
(G)	Develop new recreational trails and connect existing trails	5.8%	12.8%	30.6%	50.8%
(I)	Restore stream corridors	12.1%	8.4%	33.3%	46.2%
(H)	Develop new commuter biking trails	7.2%	18.5%	31.6%	42.7%
(O)	Improve the Green Acres Senior Center	12.3%	8.9%	40.1%	38.7%
(C)	Purchase land to connect existing parks	8.4%	17.8%	35.4%	38.4%
(P)	Partner with GMU Recreation on outdoor fields	14.2%	11.0%	38.4%	36.5%
(E)	Upgrade existing youth/adult athletic fields, including new lighting	6.3%	13.6%	44.0%	36.1%
(M)	Develop new indoor recreation and fitness facilities	8.4%	23.9%	35.3%	32.4%
(B)	Purchase land for developing athletic fields & recreational facilities	6.8%	21.8%	42.8%	28.6%
(N)	Develop new programs for teens	9.4%	13.3%	49.5%	27.8%
(J)	Develop new nature, history and horticulture facilities	10.1%	23.0%	40.3%	26.6%
(L)	Develop new dog park	10.5%	42.5%	26.2%	20.8%
(F)	Develop new athletic fields	11.7%	31.5%	37.6%	19.2%
(K)	Develop new skate park	13.1%	53.2%	26.4%	7.3%
(Q)	Other	49.4%	11.5%	4.5%	34.6%



The following are actions that the City of Fairfax could take to improve the parks and recreation services in the City. Please indicate whether you would be very supportive, somewhat supportive, or not supportive of each action by circling the number next to the action (Weighted)

	Not sure	Not supportive	Somewhat supportive	Very supportive
(A) Purchase land to preserve open space, natural, and historic areas	3.5%	10.2%	29.1%	57.2%
(D) Upgrade older parks and recreation facilities	3.3%	4.2%	35.6%	56.9%
(G) Develop new recreational trails and connect existing trails	5.5%	12.5%	31.0%	51.0%
(I) Restore stream corridors	11.8%	8.4%	33.1%	46.7%
(H) Develop new commuter biking trails	7.1%	17.9%	31.9%	43.1%
(O) Improve the Green Acres Senior Center	12.6%	9.3%	39.6%	38.4%
(C) Purchase land to connect existing parks	8.2%	17.7%	35.8%	38.2%
(P) Partner with GMU Recreation on outdoor fields	14.1%	11.1%	38.5%	36.6%
(E) Upgrade existing youth/adult athletic fields, including new lighting	6.5%	13.6%	43.4%	36.5%
(M) Develop new indoor recreation and fitness facilities	8.2%	24.0%	35.1%	32.7%
(B) Purchase land for developing athletic fields & recreational facilities	6.7%	21.4%	43.2%	28.7%
(N) Develop new programs for teens	9.5%	13.6%	49.2%	27.6%
(J) Develop new nature, history and horticulture facilities	10.1%	22.7%	41.1%	26.1%
(L) Develop new dog park	10.2%	42.7%	26.1%	21.0%
(F) Develop new athletic fields	12.0%	31.2%	37.5%	19.4%
(K) Develop new skate park	12.9%	53.5%	26.4%	7.2%
(Q) Other	49.0%	11.5%	4.5%	35.0%

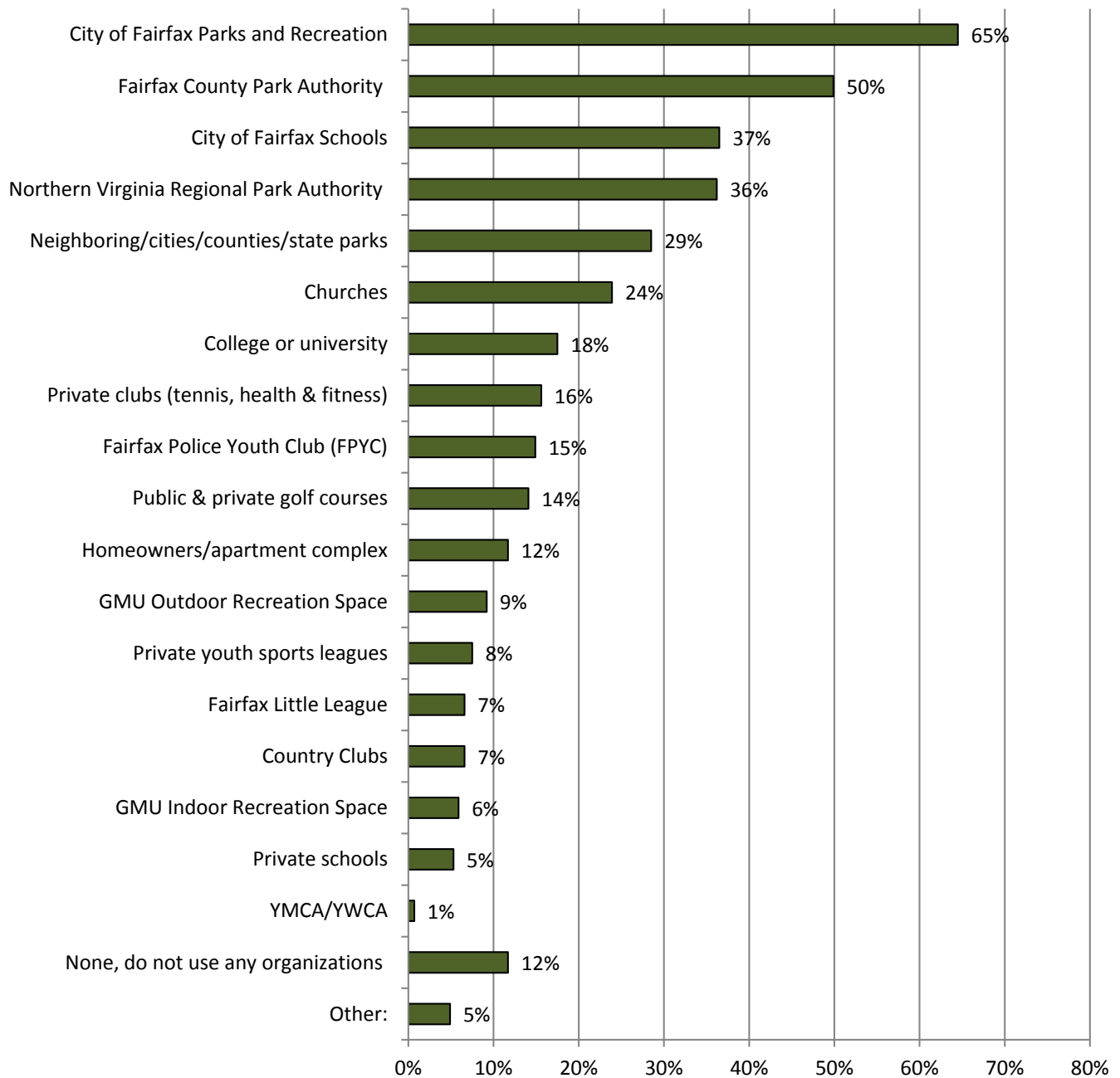
### Level of Support among City Residents for Actions to Improve City Parks and Recreation Services



**From the following list, please check ALL the organizations that you and members of your household use for Parks and Recreation programs and/or facilities in any location.**

		Use the organization		
		Ever	Most often	2 <sup>nd</sup> most often
(01)	City of Fairfax Parks and Recreation	64.5%	39.4%	18.7%
(03)	Fairfax County Park Authority	49.9%	13.2%	14.7%
(02)	City of Fairfax Schools	36.5%	6.8%	14.0%
(04)	Northern Virginia Regional Park Authority	36.2%	4.1%	11.2%
(10)	Neighboring/cities/counties/state parks	28.5%	2.3%	7.9%
(07)	Churches	23.9%	4.7%	5.6%
(11)	College or university	17.5%	0.6%	3.5%
(08)	Private clubs (tennis, health & fitness)	15.6%	5.6%	3.3%
(15)	Fairfax Police Youth Club (FPYC)	14.9%	7.0%	3.7%
(12)	Public & private golf courses	14.1%	2.1%	5.4%
(13)	Homeowners/apartment complex	11.7%	2.3%	2.3%
(17)	GMU Outdoor Recreation Space	9.2%	1.0%	0.5%
(06)	Private youth sports leagues	7.5%	0.4%	1.4%
(09)	Country Clubs	6.6%	2.7%	0.9%
(16)	Fairfax Little League	6.6%	2.1%	1.4%
(18)	GMU Indoor Recreation Space	5.9%	1.6%	1.6%
(05)	Private schools	5.3%	0.4%	0.9%
(14)	YMCA/YWCA	0.7%	0.0%	0.2%
(19)	Other:	4.9%	2.5%	1.2%
(20)	None, do not use any organizations	11.7%	1.2%	1.4%

## Organizations that Fairfax City Residents Use for Parks and Recreation Programs and Facilities



Please indicate if you or any member of your household has a need for each of the parks and recreational facilities listed below by circling the number for how well your need is being met.

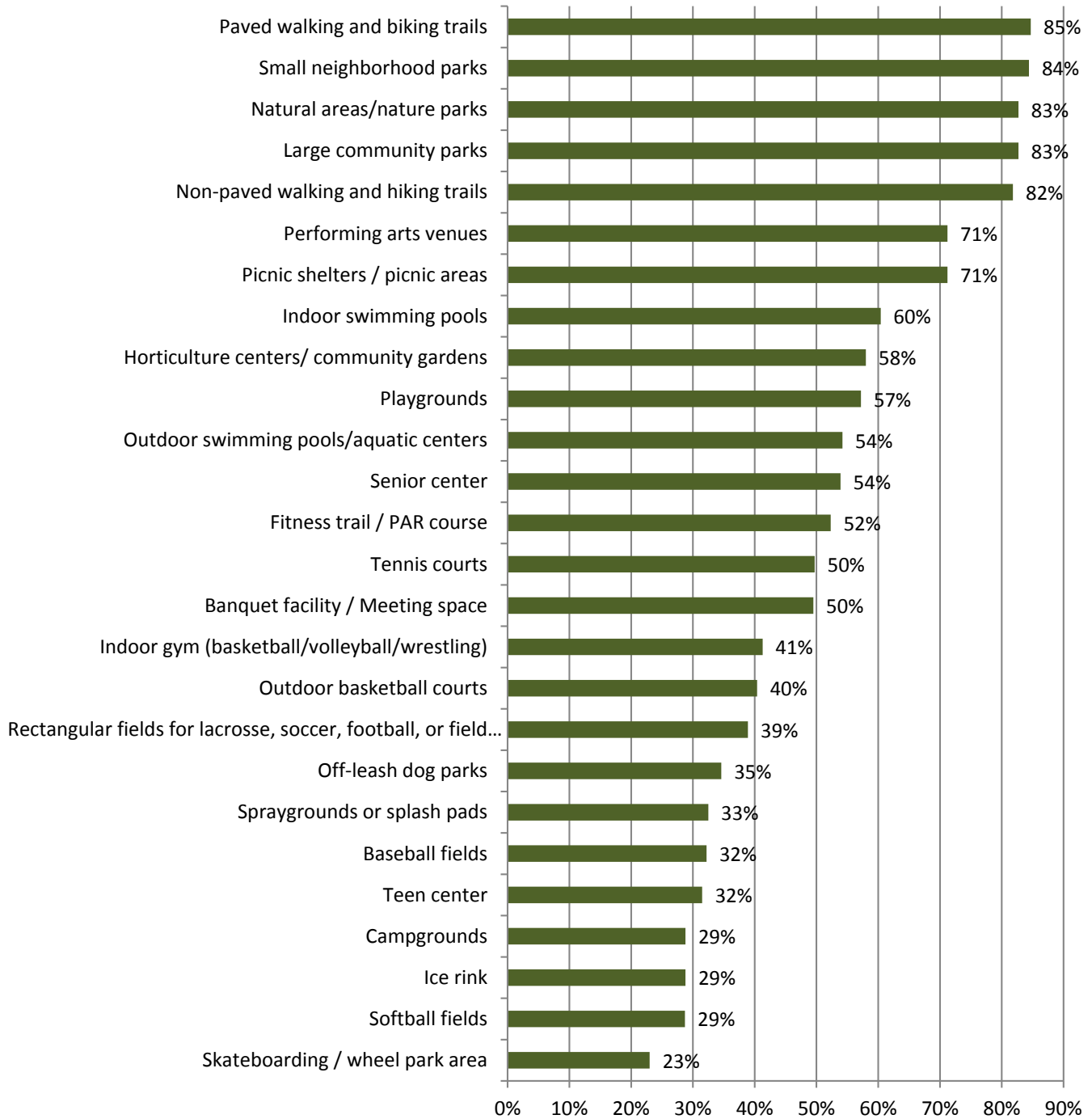
Type of Facility	How Well Are Your Needs Being Met by Facilities?			
	Do Not Need	Need is not met at all	Need is somewhat met	Need is completely met
J. Paved walking and biking trails	15.3%	14.4%	65.0%	20.5%
A. Small neighborhood parks	15.6%	2.9%	36.3%	60.8%
B. Large community parks	17.3%	2.6%	41.3%	56.1%
K. Natural areas/nature parks	17.3%	12.6%	63.0%	24.4%
I. Non-paved walking and hiking trails	18.2%	10.5%	67.9%	21.5%
H. Picnic shelters / picnic areas	28.8%	6.8%	51.8%	41.5%
T. Performing arts venues	28.8%	6.3%	49.0%	44.6%
S. Indoor swimming pools	39.6%	38.3%	36.4%	25.2%
L. Horticulture centers/ community gardens	42.0%	38.2%	41.9%	19.9%
G. Playgrounds	42.8%	2.3%	46.8%	50.8%
O. Outdoor swimming pools/aquatic centers	45.8%	30.0%	32.9%	37.1%
V. Senior center	46.1%	11.1%	63.2%	25.7%
Z. Fitness trail / PAR course	47.7%	29.7%	53.2%	17.1%
P. Tennis courts	50.3%	13.3%	54.1%	32.5%
W. Banquet facility / Meeting space	50.5%	7.7%	44.8%	47.6%
R. Indoor gym (basketball/volleyball/wrestling)	58.7%	29.5%	51.2%	19.3%
Q. Outdoor basketball courts	59.6%	11.7%	56.1%	32.2%
C. Rectangular fields for lacrosse, soccer, football, or field hockey	61.1%	5.5%	47.2%	47.2%
M. Off-leash dog parks	65.4%	67.2%	20.3%	12.4%
Y. Spraygrounds or splash pads	67.5%	66.7%	21.8%	11.5%
E. Baseball fields	67.8%	5.4%	44.3%	50.3%
U. Teen center	68.5%	35.8%	47.2%	17.0%
D. Ice rink	71.2%	29.5%	24.2%	46.3%
X. Campgrounds	71.2%	51.0%	29.7%	19.3%
F. Softball fields	71.3%	4.8%	47.6%	47.6%
N. Skateboarding / wheel park area	77.0%	11.9%	39.0%	49.2%

\* Final three columns exclude those who say “do not need” a particular type of facility.

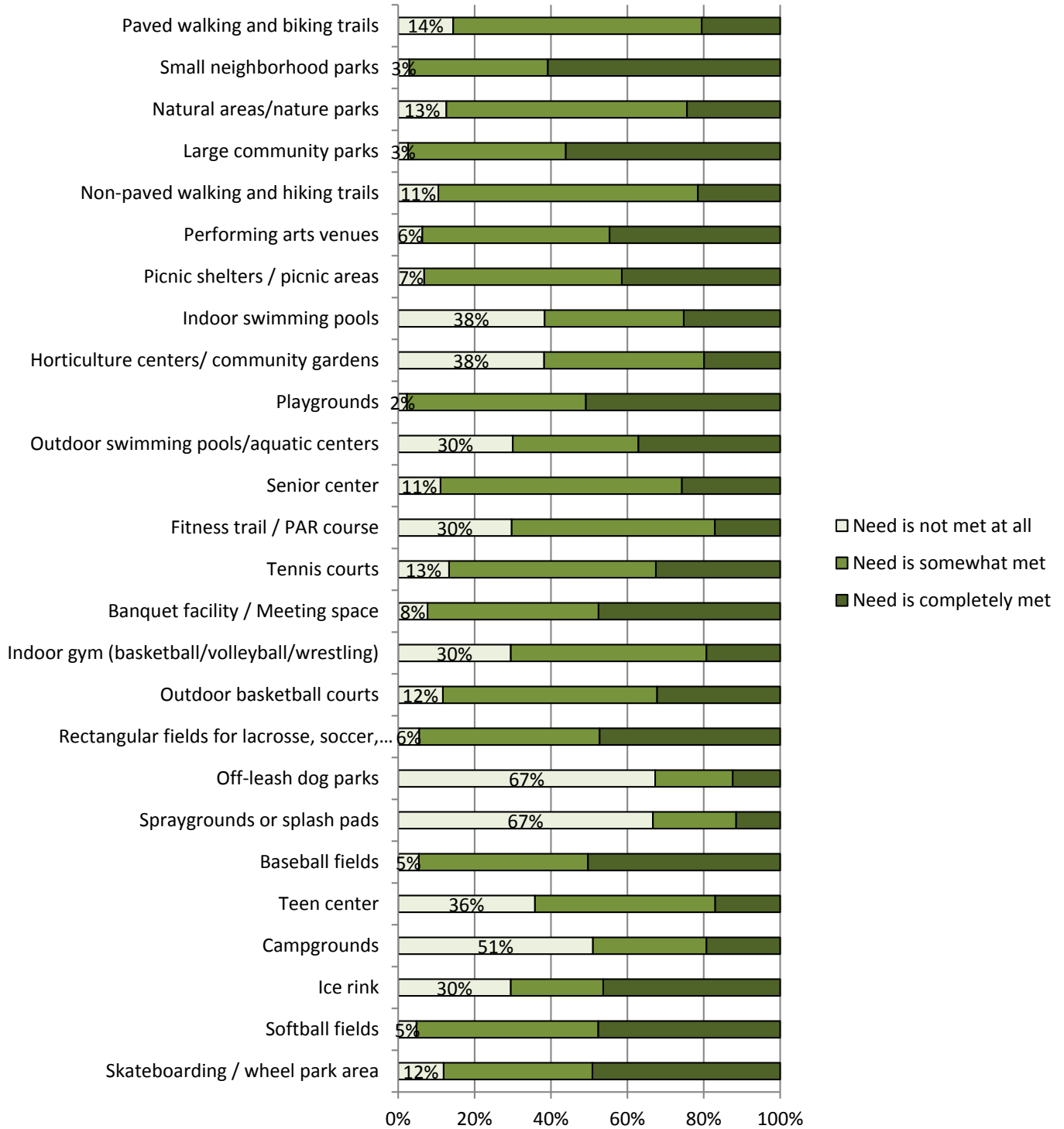
Please indicate if you or any member of your household has a need for each of the parks and recreational facilities listed below by circling the number for how well your need is being met (weighted estimates of unmet need).

Type of Facility	How Well Are Your Needs Being Met by Facilities?			
	Need is not met at all	Need is somewhat met	Need is completely met	No Need
A. Small neighborhood parks	511	6,404	11,147	4,215
J. Paved walking and biking trails	2,843	11,817	3,258	4,359
B. Large community parks	495	7,330	9,757	4,695
I. Non-paved walking and hiking trails	2,080	11,817	3,513	4,867
K. Natural areas/nature parks	2,348	10,572	4,471	4,886
H. Picnic shelters / picnic areas	878	8,224	6,452	6,723
T. Performing arts venues	735	7,649	6,420	7,473
S. Indoor swimming pools	5,078	4,966	3,497	8,736
G. Playgrounds	335	6,324	6,659	8,959
O. Outdoor swimming pools/aquatic centers	3,593	4,040	4,823	9,821
L. Horticulture centers/ community gardens	4,743	5,222	2,363	9,949
Z. Fitness trail / PAR course	3,354	6,132	1,916	10,875
P. Tennis courts	1,693	5,973	3,433	11,178
W. Banquet facility / Meeting space	719	4,439	4,887	12,232
V. Senior center	1,102	6,579	2,363	12,233
Q. Outdoor basketball courts	1,246	5,509	2,731	12,791
Y. Spraygrounds or splash pads	5,653	1,629	926	14,069
M. Off-leash dog parks	5,254	1,629	703	14,691
E. Baseball fields	511	3,593	3,481	14,692
U. Teen center	2,906	3,513	1,038	14,820
X. Campgrounds	3,593	2,012	1,150	15,522
D. Ice rink	2,236	1,661	2,779	15,601
N. Skateboarding / wheel park area	655	2,156	2,603	16,863
C. Rectangular fields for lacrosse, soccer, football, or field hockey	495	4,966	4,328	17,449
R. Indoor gym (basketball/volleyball/wrestling)	2,890	5,094	1,533	17,849
F. Softball fields	511	3,178	2,651	19,112

## Percent of Fairfax City Residents Who Need Various Types of Facilities



## Degree to Which Facilities Meet Needs of Fairfax City Residents





Please indicate if you or any member of your household has a need for each of the parks and recreational facilities listed below by circling the number for how well your need is being met.

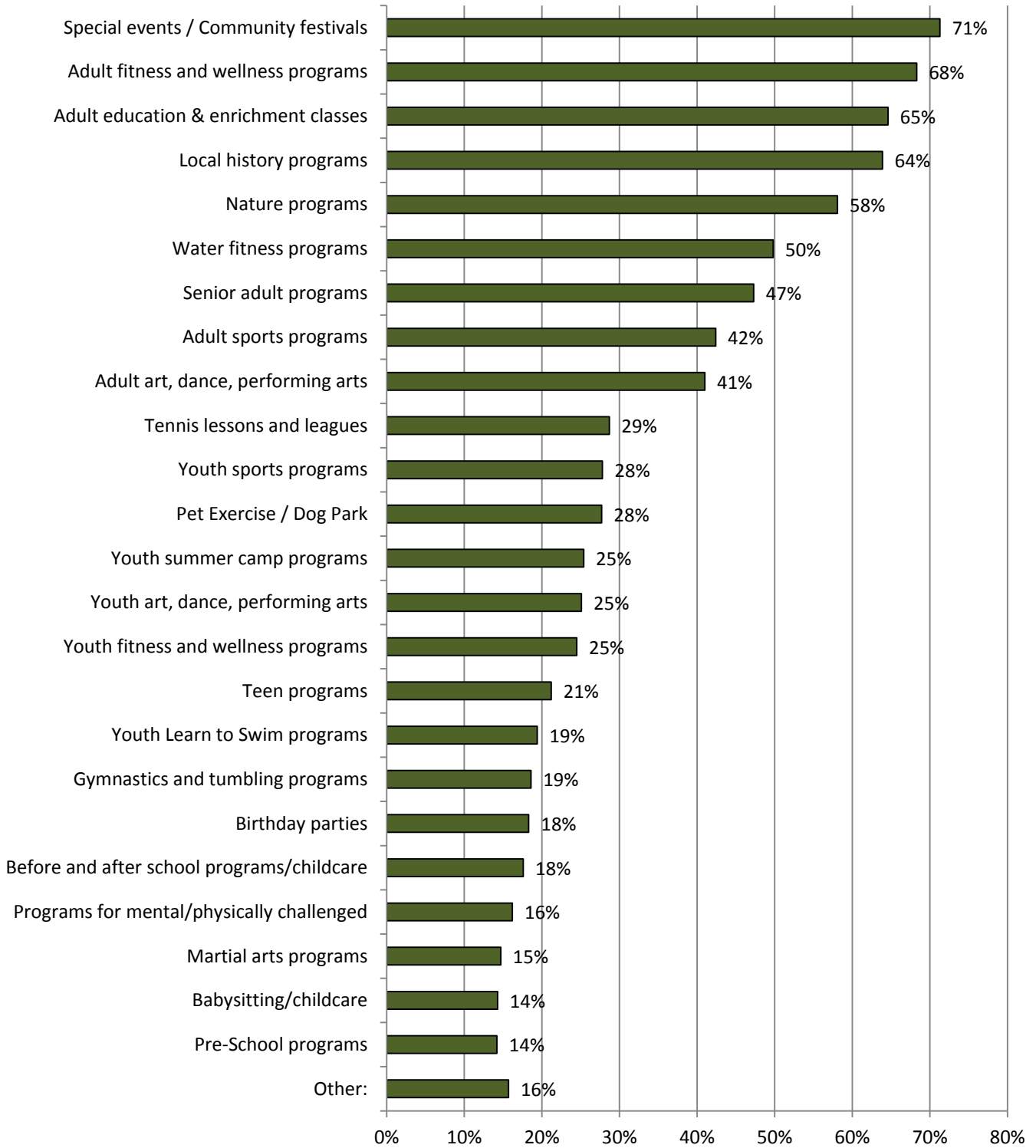
Type of Program	How Well Are Your Needs Being Met by Programs?			
	Do Not Need Program	Need is not met at all	Need is somewhat met	Need is completely met
S. Special events / Community festivals	28.7%	5.8%	42.5%	51.8%
I. Adult fitness and wellness programs	31.7%	16.4%	65.2%	18.4%
X. Adult education & enrichment classes	35.4%	18.2%	64.2%	17.6%
U. Local history programs	36.1%	11.9%	61.8%	26.3%
T. Nature programs	41.9%	26.2%	62.2%	11.6%
J. Water fitness programs	50.2%	39.9%	44.7%	15.4%
N. Senior adult programs	52.7%	18.7%	64.6%	16.7%
M. Adult sports programs	57.6%	29.2%	52.8%	18.1%
L. Adult art, dance, performing arts	59.0%	14.4%	65.9%	19.7%
W. Tennis lessons and leagues	71.3%	42.5%	46.6%	11.0%
F. Youth sports programs	72.2%	5.6%	44.4%	50.0%
Q. Pet Exercise / Dog Park	72.3%	68.3%	23.2%	8.5%
E. Youth summer camp programs	74.6%	7.7%	46.9%	45.4%
K. Youth art, dance, performing arts	74.9%	11.0%	64.6%	24.4%
G. Youth fitness and wellness programs	75.5%	12.9%	58.1%	29.0%
R. Teen programs	78.8%	36.4%	51.4%	12.1%
A. Youth Learn to Swim programs	80.6%	32.3%	40.4%	27.3%
V. Gymnastics and tumbling programs	81.4%	22.3%	57.4%	20.2%
P. Birthday parties	81.7%	17.2%	55.9%	26.9%
D. Before and after school programs/childcare	82.4%	31.1%	43.3%	25.6%
O. Programs for mental/physically challenged	83.8%	36.6%	46.3%	17.1%
H. Martial arts programs	85.3%	24.3%	48.6%	27.0%
C. Babysitting/childcare	85.7%	45.2%	35.6%	19.2%
B. Pre-School programs	85.8%	29.2%	47.2%	23.6%
Y. Other:	84.3%	50.0%	20.0%	30.0%

\* Final three columns exclude those who say “do not need” a particular type of program.

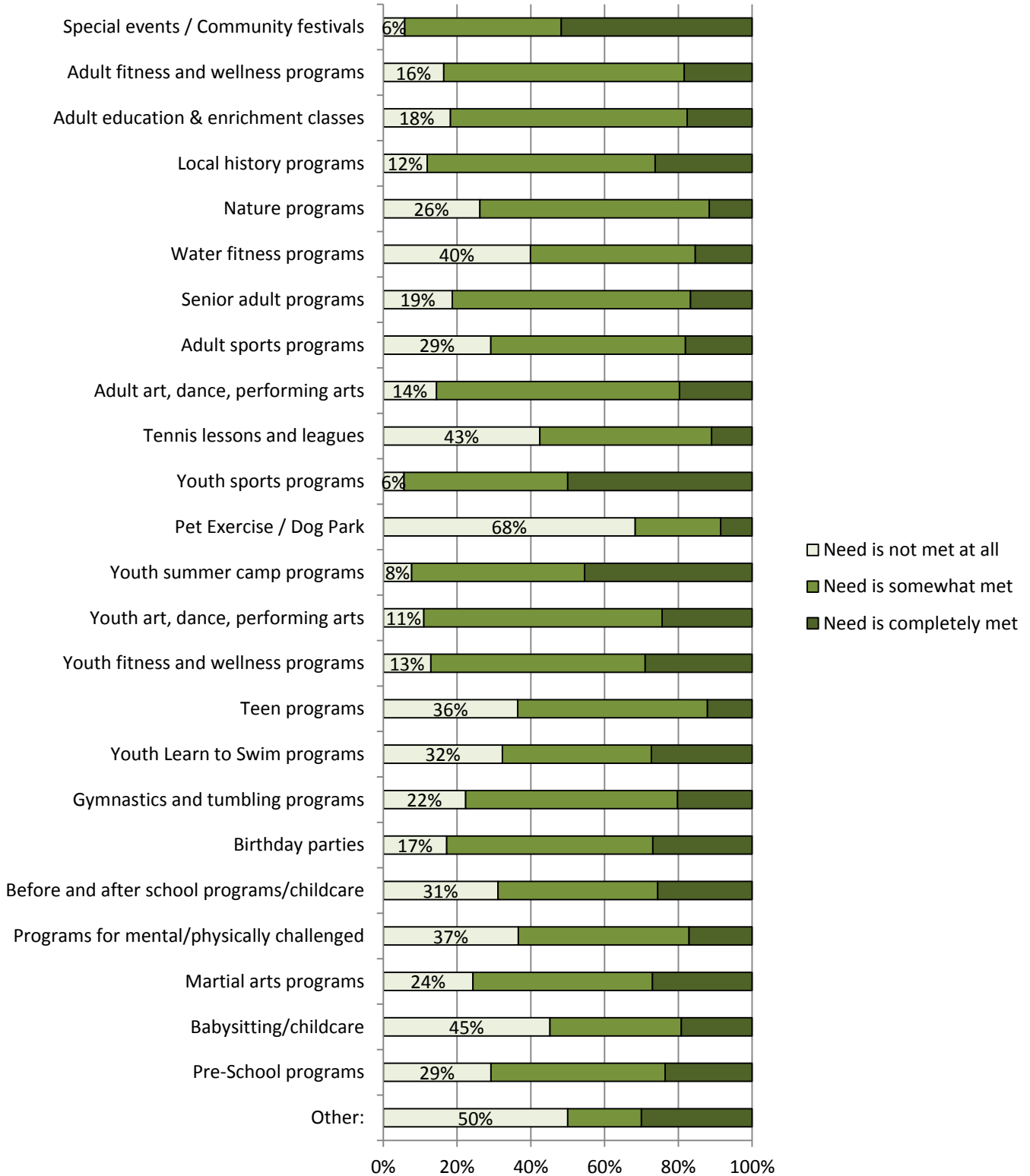
Please indicate if you or any member of your household has a need for each of the parks and recreational facilities listed below by circling the number for how well your need is being met (weighted estimates of unmet need).

Type of Program	How Well Are Your Needs Being Met by Programs?			
	Need is not met at all	Need is somewhat met	Need is completely met	
S. Special events / Community festivals	910	6,052	8,256	7,059
I. Adult fitness and wellness programs	2,284	9,230	2,268	8,495
U. Local history programs	1,421	8,464	3,481	8,911
X. Adult education & enrichment classes	2,555	8,256	2,156	9,310
T. Nature programs	3,194	7,841	1,262	9,980
J. Water fitness programs	4,024	4,360	1,565	12,328
M. Adult sports programs	2,938	4,823	1,517	12,999
N. Senior adult programs	1,741	5,557	1,262	13,717
L. Adult art, dance, performing arts	1,469	5,509	1,294	14,005
F. Youth sports programs	447	3,449	3,960	14,421
E. Youth summer camp programs	671	3,210	3,306	15,090
G. Youth fitness and wellness programs	814	4,120	1,932	15,411
W. Tennis lessons and leagues	3,210	3,002	575	15,490
K. Youth art, dance, performing arts	958	4,088	1,549	15,682
Q. Pet Exercise / Dog Park	4,535	1,309	271	16,162
R. Teen programs	2,108	2,811	543	16,815
A. Youth Learn to Swim programs	1,996	2,018	1,341	16,922
V. Gymnastics and tumbling programs	1,278	2,890	783	17,326
D. Before and after school programs/childcare	1,613	2,268	1,038	17,358
P. Birthday parties	1,022	2,715	1,150	17,390
C. Babysitting/childcare	2,028	1,373	591	18,285
H. Martial arts programs	1,006	1,916	974	18,381
B. Pre-School programs	1,102	1,836	830	18,509
O. Programs for mental/physically challenged	1,230	1,645	431	18,971
Y. Other:	447	192	256	21,382

### Percent of Fairfax City Residents Who Need Various Types of Programs



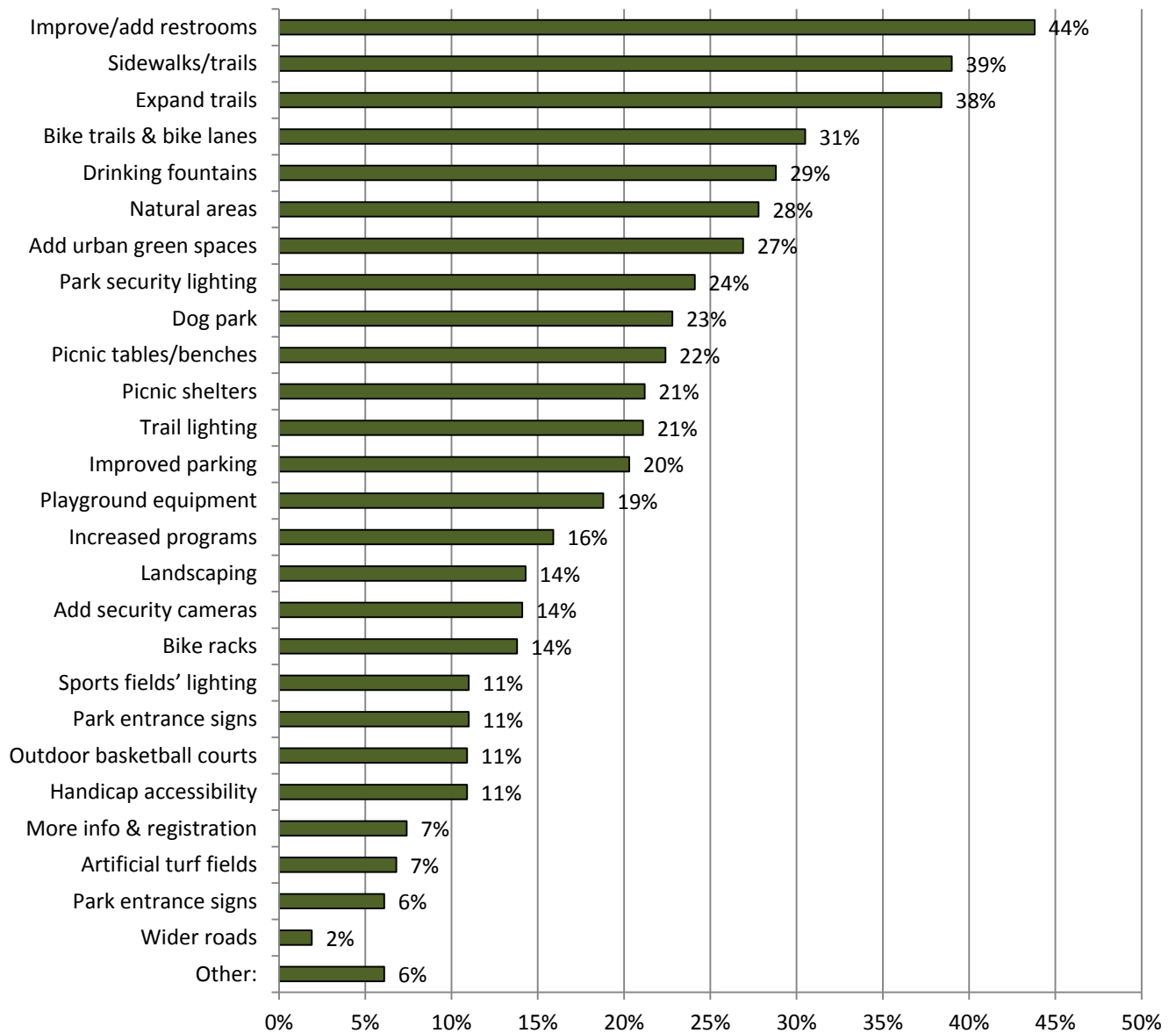
### Degree to Which Programs Meet Needs of Fairfax City Residents



Listed below are potential improvements that could be made to the existing parks in the City of Fairfax. Please check ALL the improvements you would most like to have made to the existing parks in the City of Fairfax.

43.8%	Improve/add restrooms	22.4%	Picnic tables/benches	11.0%	Park entrance signs
39.0%	Sidewalks/trails	21.1%	Trail lighting	11.0%	Sports fields' lighting
38.4%	Expand trails	21.2%	Picnic shelters	10.9%	Handicap accessibility
30.5%	Bike trails & bike lanes	18.8%	Playground equipment	10.9%	Outdoor basketball courts
28.8%	Drinking fountains	14.3%	Landscaping	7.4%	More info & registration
27.8%	Natural areas	20.3%	Improved parking	6.8%	Artificial turf fields
26.9%	Add urban green spaces	15.9%	Increased programs	6.1%	Park entrance signs
24.1%	Park security lighting	14.1%	Add security cameras	1.9%	Wider roads
22.8%	Dog park	13.8%	Bike racks		

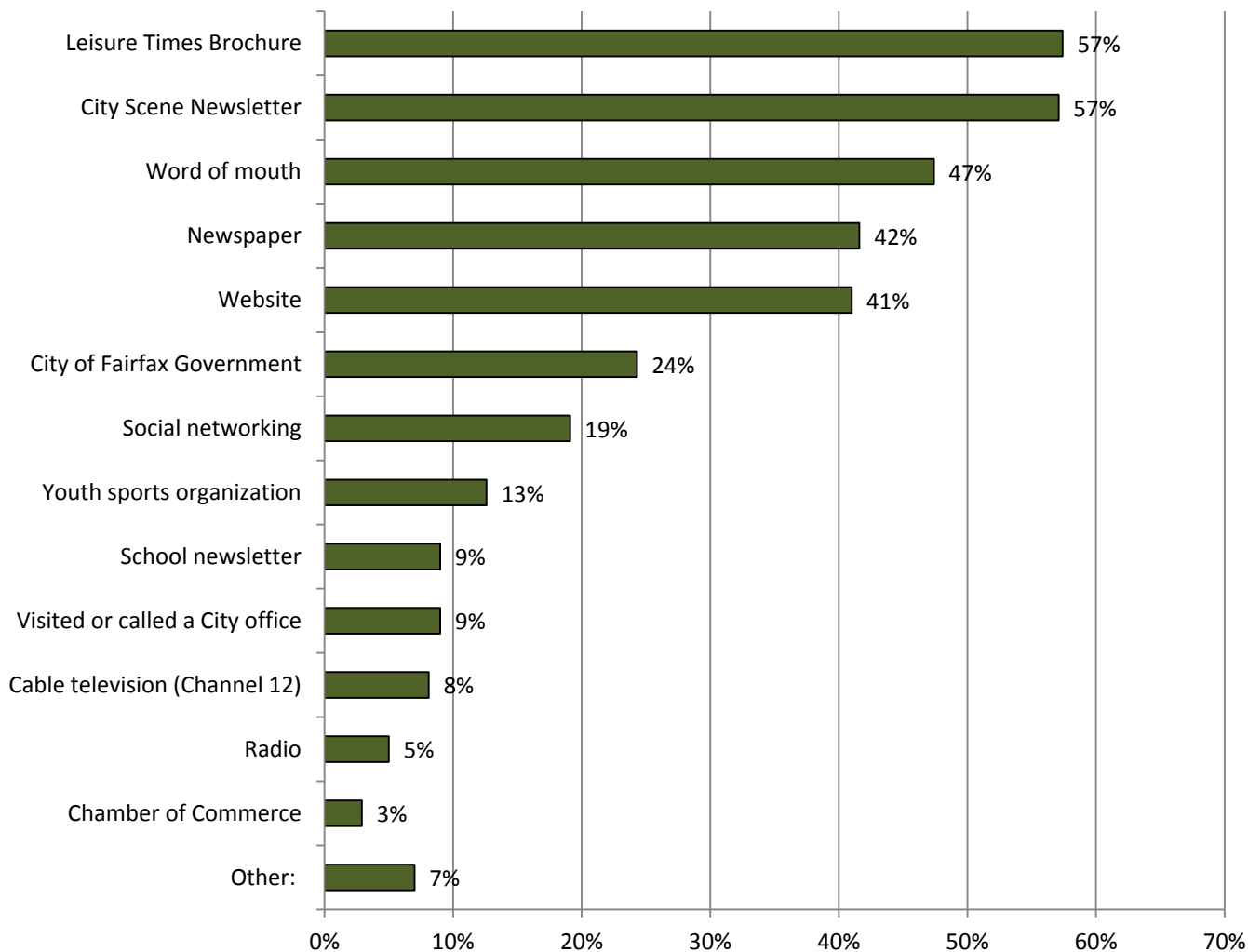
### Improvements to Existing Parks Fairfax City Residents Would Like to See



Please check ALL the ways you learn about recreation or activities.

- 57.4% Leisure Times Brochure
- 57.1% City Scene Newsletter
- 47.4% Word of mouth
- 41.6% Newspaper
- 41.0% Website
- 24.3% City of Fairfax Government
- 19.1% Social networking
- 12.6% Youth sports organization
- 9.0% Visited or called a City office
- 9.0% School newsletter
- 8.1% Cable television (Channel 12)
- 5.0% Radio
- 2.9% Chamber of Commerce/Tourism
- 7.1% Other

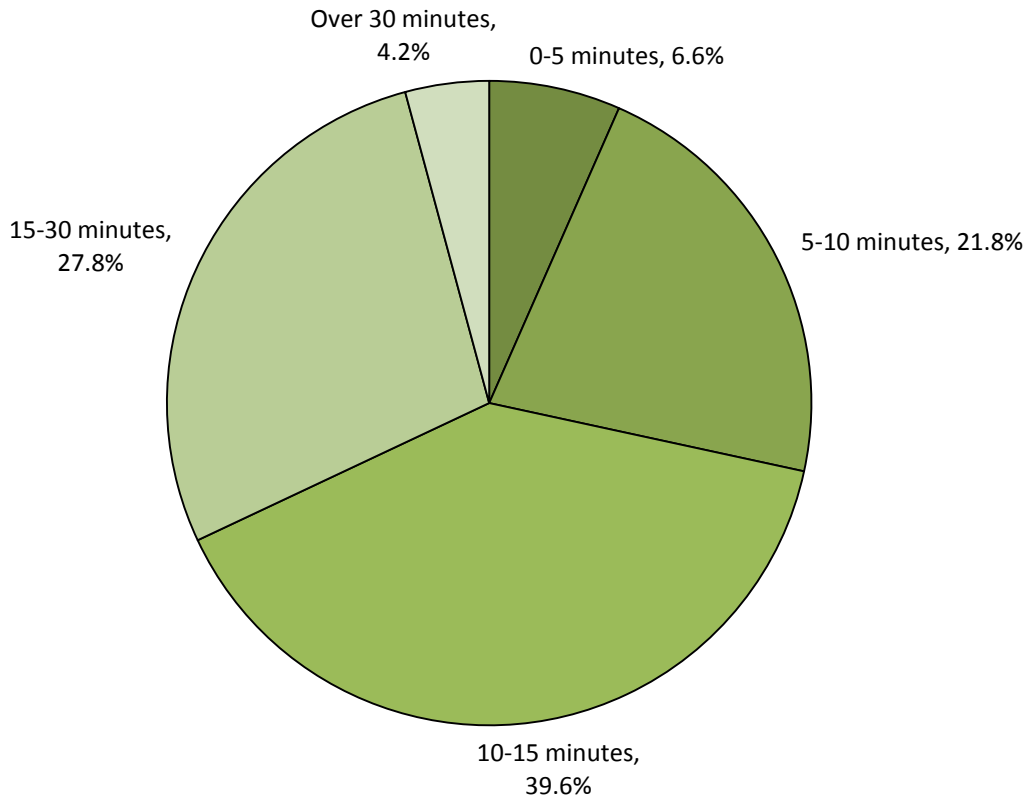
**How Fairfax City Residents Learn about Recreation Facilities and Activities**  
 (multiple responses allowed so sum is greater than 100%)



**How long are you willing to drive to attend programs or use park and recreation facilities?**

6.6% 0-5 minutes 21.8% 5-10 minutes 39.6% 10-15 minutes 27.8% 15-30 minutes 4.2% Over 30 minutes

**How Long Fairfax City Residents are Willing to Drive to Attend Programs or Facilities**



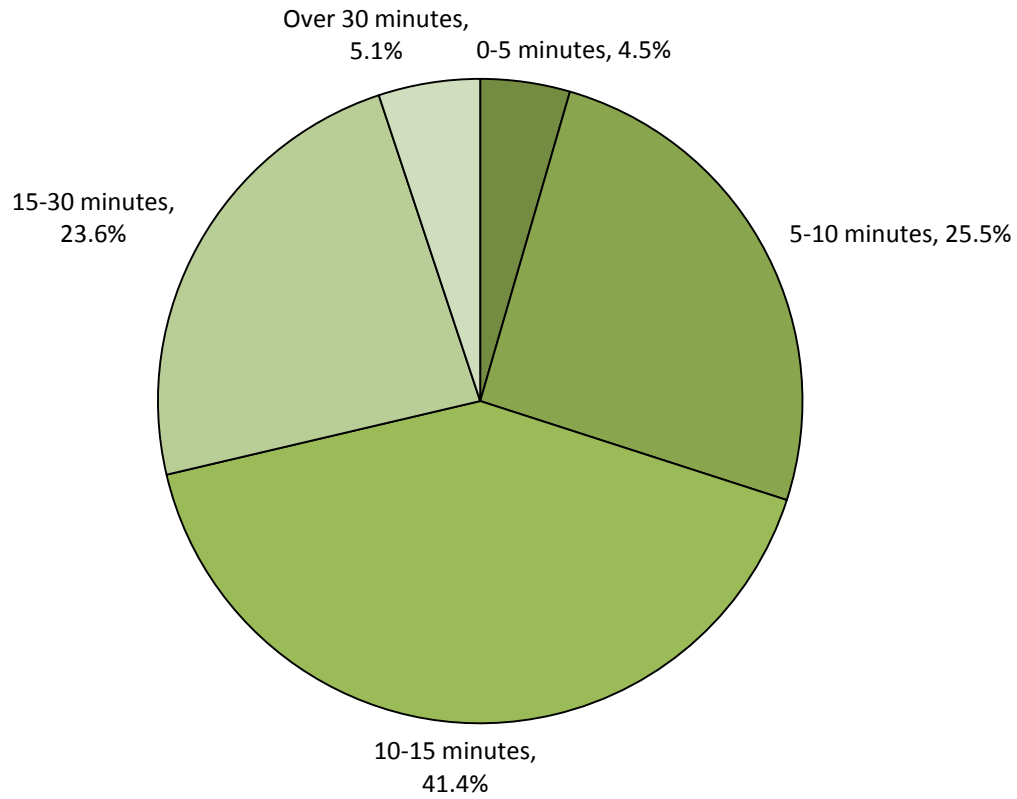
**What time of day is most convenient for you or your household members to attend programs or use facilities?**

0.2% midnight-6:00 am 19.0% 6:00 am-noon 33.7% Noon - 6:00 pm 45.3% 6:00 pm-9:00 pm 1.8% 9:00 pm-midnight

**How long are you willing to drive to attend programs or use park and recreation facilities? (weighted)**

4.5% 0-5 minutes 25.5% 5-10 minutes 41.4% 10-15 minutes 23.6% 15-30 minutes 5.1% Over 30 minutes

**How Long Fairfax City Residents are Willing to Drive to Attend Programs or Facilities (weighted)**



**What time of day is most convenient for you or your household members to attend programs or use facilities?**

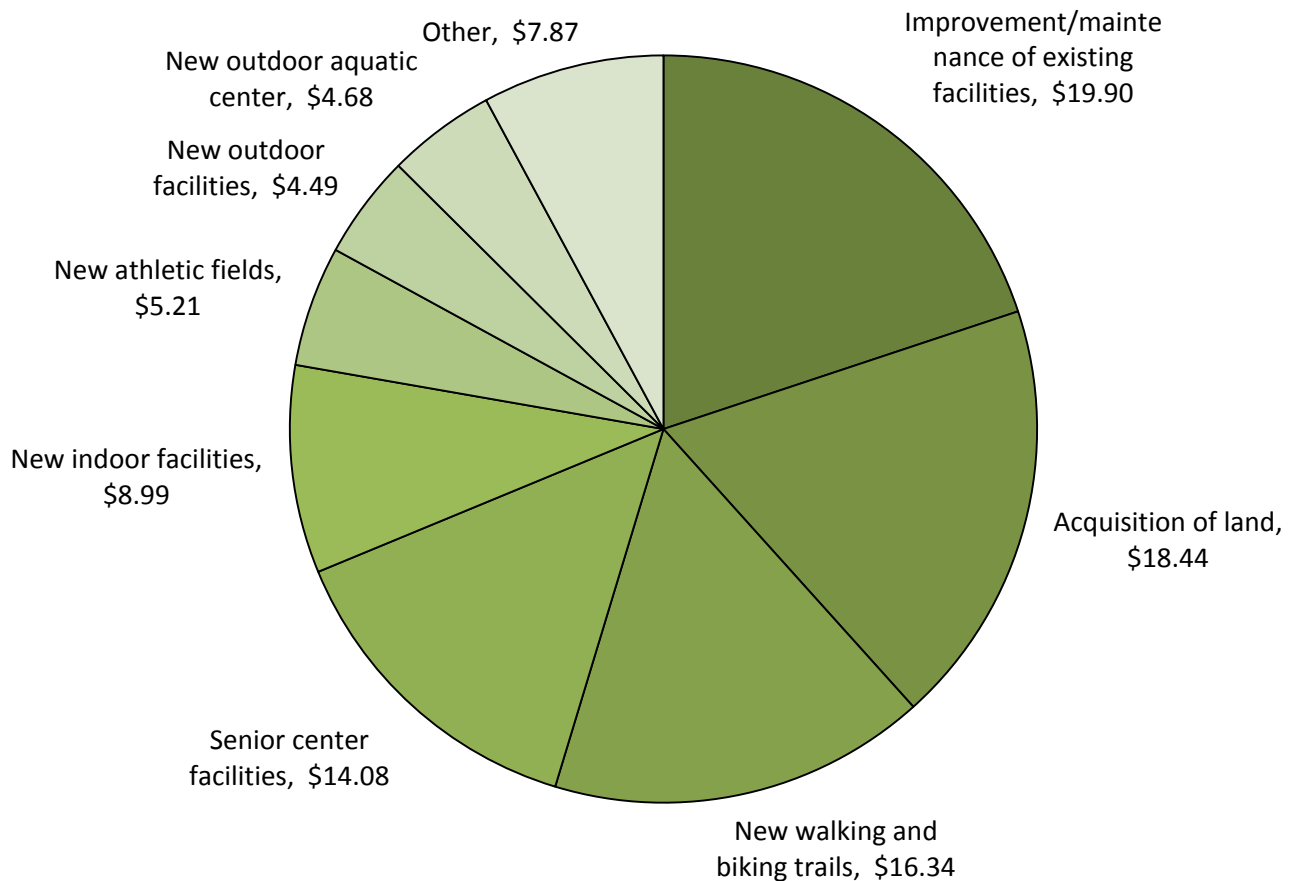
0.2% midnight-6:00 am 16.5% 6:00 am-noon 28.6% Noon - 6:00 pm 50.5% 6:00 pm-9:00 pm 4.2% 9:00 pm-midnight



**If you had \$100 in new funding, how would you allocate the \$100 among the following types of parks and recreation improvements in the City of Fairfax?**

\$ 18.44	<u>Acquisition of land</u> for open space/green space / future park land
\$ 16.34	Development of <u>new walking and biking trails</u>
\$ 19.90	<u>Improvements/maintenance of existing parks, playgrounds, game courts and picnic areas</u>
\$ 5.21	Improvements/construction of <u>new athletic fields</u> (i.e. softball, soccer, baseball, football, etc.)
\$ 4.68	Development of a <u>new outdoor family aquatic center (swimming pool)</u>
\$ 4.49	Development of <u>new outdoor parks and recreation facilities</u> (i.e. playgrounds, shelters, etc.)
\$ 8.99	Development of <u>new indoor recreation facilities</u> (i.e. gyms, exercise equipment, pools, etc.)
\$ 14.08	Develop new or improve <u>senior center facilities</u> .
\$ 7.87	Other:
<b>\$100.00</b>	<b>TOTAL</b>

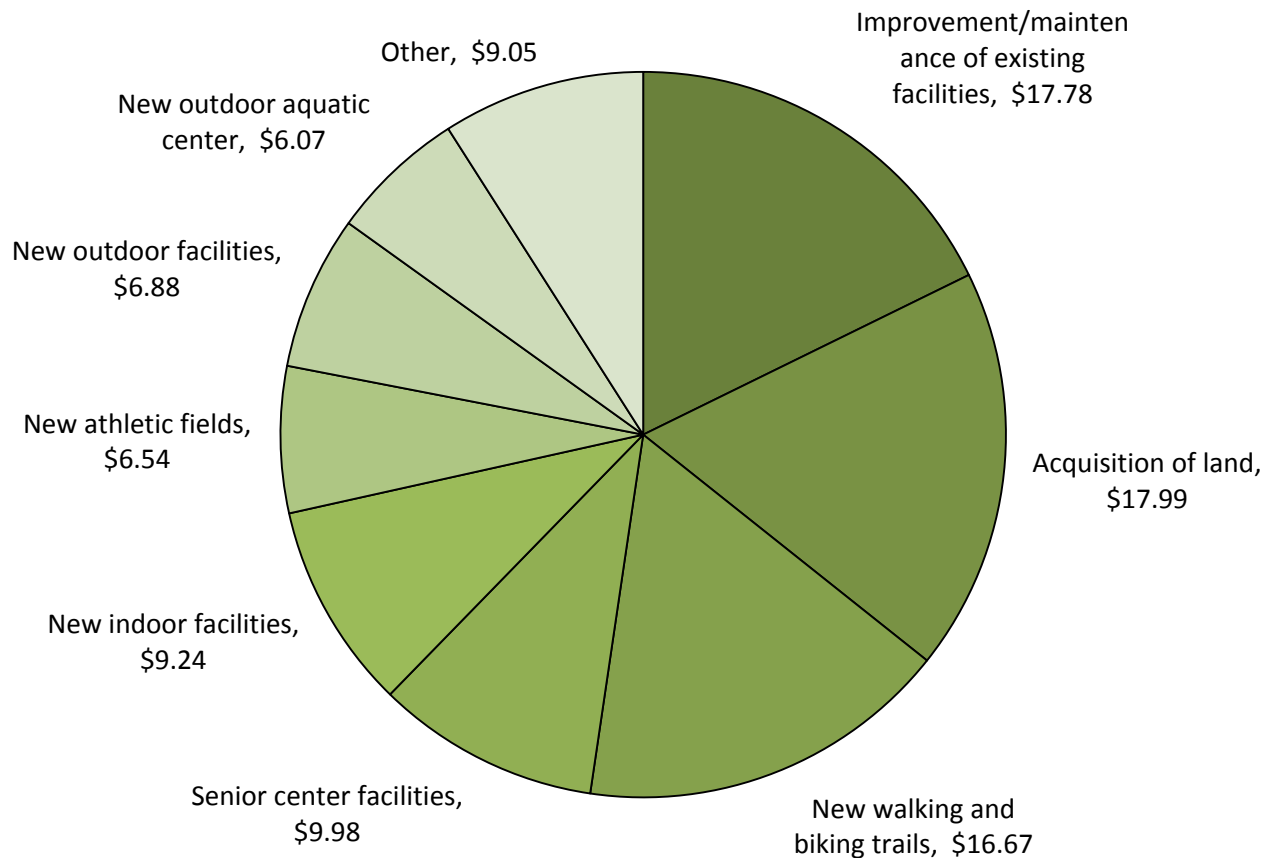
**How Respondents Would Allocate \$100 Among Various Parks and Recreation Facilities in the City of Fairfax**



If you had \$100 in new funding, how would you allocate the \$100 among the following types of parks and recreation improvements in the City of Fairfax?

- \$ 17.99      Acquisition of land for open space/green space / future park land
- \$ 16.67      Development of new walking and biking trails
- \$ 17.78      Improvements/maintenance of existing parks, playgrounds, game courts and picnic areas
- \$ 6.54      Improvements/construction of new athletic fields (i.e. softball, soccer, baseball, football, etc.)
- \$ 6.07      Development of a new outdoor family aquatic center (swimming pool)
- \$ 6.88      Development of new outdoor parks and recreation facilities (i.e. playgrounds, shelters, etc.)
- \$ 9.24      Development of new indoor recreation facilities (i.e. gyms, exercise equipment, pools, etc.)
- \$ 9.98      Develop new or improve senior center facilities.
- \$ 9.05      Other:
- \$100.00    TOTAL**

**How Respondents Would Allocate \$100 Among Various Parks and Recreation Facilities in the City of Fairfax (weighted)**



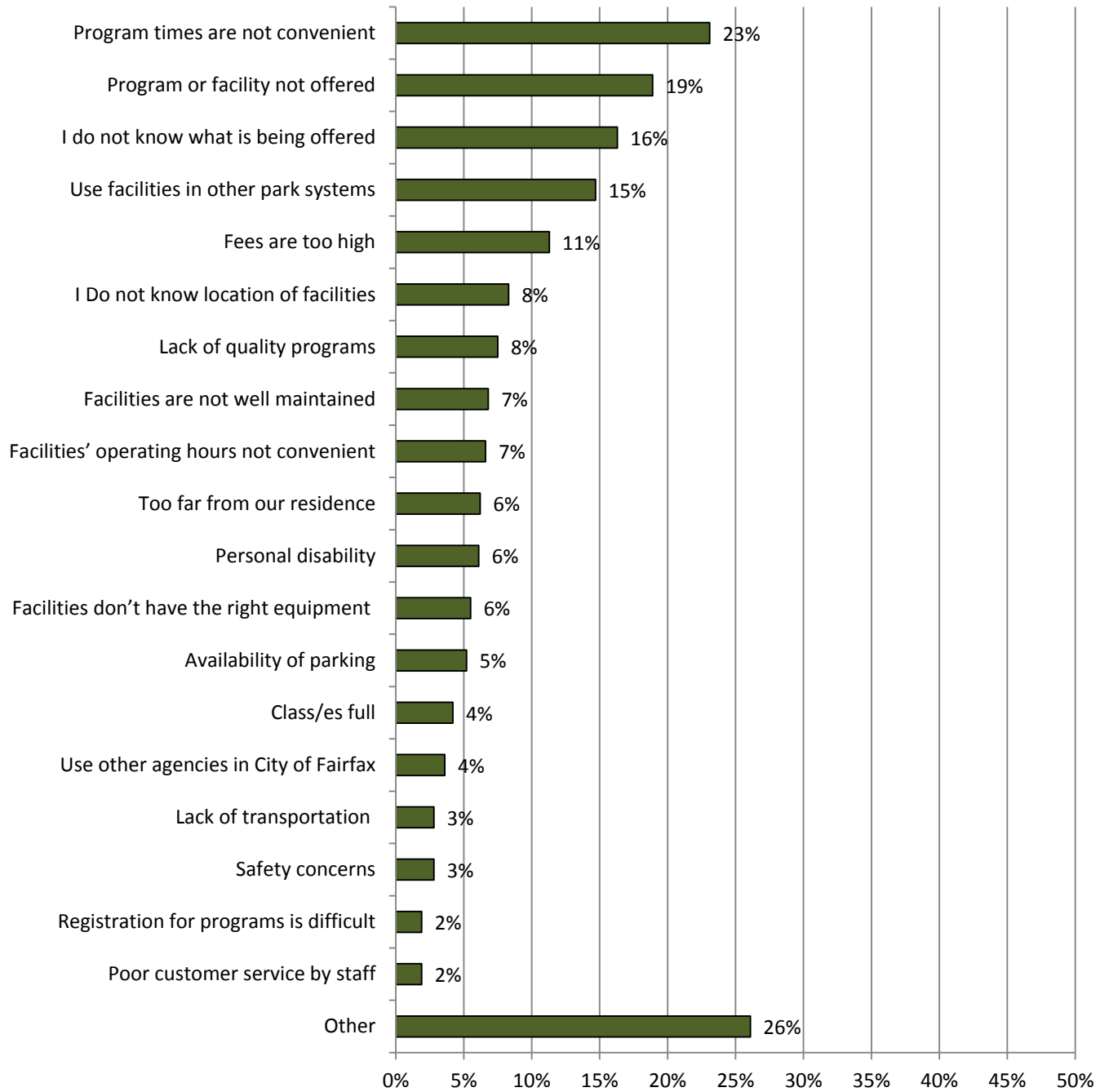
Please CHECK ALL the reasons that prevent you or other members of your household from using PARKS, RECREATION FACILITIES, TRAILS, EVENTS and PROGRAMS in the City of Fairfax more often.

23.1%	Program times are not convenient	6.1%	Personal disability
18.9%	Program or facility not offered	5.5%	Facilities don't have the right equipment
16.3%	I do not know what is being offered	5.2%	Availability of parking
14.7%	Use facilities in other park systems	4.2%	Class/es full
11.3%	Fees are too high	3.6%	Use other agencies in City of Fairfax
8.3%	I Do not know location of facilities	2.8%	Safety concerns
7.5%	Lack of quality programs	2.8%	Lack of transportation
6.8%	Facilities are not well maintained	1.9%	Poor customer service by staff
6.6%	Facilities' operating hours not convenient	1.9%	Registration for programs is difficult
6.2%	Too far from our residence	25.6%	Other

**Word Cloud Representing “Other” Responses as to Why Fairfax City Residents Do Not Use Facilities and Programs More Often**



### Why Fairfax City Residents Do Not Use Facilities and Programs More Often



## Demographics

### Counting yourself, how many people live in your household?

1. 17.1%    2. 41.3%    3. 12.9%    4. 14.4%    5 or more 6.4%

1. 13.0%    2. 36.7%    3. 16.0%    4. 22.9%    5 or more 11.5% (weighted)

Your Gender: 49.7% Male    50.3% Female

48.7% Male    51.3% Female (weighted)

What is your age? 40% of sample is 65 or older (as compared to 14.9% in Census) average age = 61.4

18-24 1.1%    25-34 2.4%    35-44 13.5%    45-54 18.5%

55-64 25.7%    65-74 22.8%    75 or older 15.9%

18-24 7.9%    25-34 21.8%    35-44 18.1%    45-54 19.4%    (weighted)

55-64 15.7%    65-74 10.0%    75 or older 7.1%

Please indicate if you are affiliated with George Mason University. (Check all that apply)

2.1% I am a student at GMU.

2.5% I am a faculty or staff member of GMU.

12.0% I am an alumnus of GMU.

83.4% No GMU affiliation

Are there any persons with disabilities living in your household?

11.7% Yes    88.3% No

7.7% Yes    92.3% No (weighted)

What is your race? (Mark "X" in one or more boxes)

88.9% White    1.4% Black, African Am.    0.5% American Indian or Alaska Native

0.9% Asian Indian    0.9% Japanese    0.0% Native Hawaiian

0.9% Chinese    0.9% Korean    0.0% Guamanian or Chamorro

0.0% Filipino    0.0% Vietnamese    0.0% Samoan

0.2% Other Asian – e.g., Hmong, Laotian, Thai Pakistani    0.0% Other Pacific Islander -- for example, Fijian or Tongan

\_\_\_ Some other race -- Print race. 3.0%

What is your race? (weighted)

83.9% White    2.7% Black, African Am.    0.7% American Indian or Alaska Native

1.0% Asian Indian    2.8% Japanese    0.0% Native Hawaiian

0.8% Chinese    2.8% Korean    0.0% Guamanian or Chamorro

0.0% Filipino    0.0% Vietnamese    0.0% Samoan

0.2% Other Asian – e.g., Hmong, Laotian, Thai Pakistani    0.0% Other Pacific Islander -- for example, Fijian or Tongan

\_\_\_ Some other race -- Print race. 6.2%

Are you of Hispanic, Latino or Spanish origin? 4.5% Yes 95.5% No

Are you of Hispanic, Latino or Spanish origin? 8.1% Yes 91.9% No

### Web Based Survey Summary

In addition to the statistically valid, random household survey, a web based survey was offered. The survey was the same content as that included in the statistically valid survey; however this survey was advertised and open to anyone that wished to participate. The survey generated 128 responses that were used to compare against the results of the statistically valid survey.

This page intentionally blank





**City of Fairfax Strategic Plan for Parks,  
Recreation, Trails, Open Space, Cultural Activities  
and Events**








**1. What is your home zip code?**

		<b>Response Percent</b>	<b>Response Count</b>
22030 Fairfax		<b>73.4%</b>	<b>91</b>
22031 Fairfax		11.3%	14
22032 Fairfax		13.7%	17
22033 Fairfax		0.0%	0
22124 Oakton		0.0%	0
22180 Vienna		0.0%	0
22181 Vienna		0.0%	0
22003 Annandale		0.8%	1
22015 Burke		0.8%	1
22039 Fairfax Station		0.0%	0
20124 Clifton		0.0%	0
	Other (please specify)		3
		<b>answered question</b>	<b>124</b>
		<b>skipped question</b>	<b>0</b>






















**2. Have you or any member of your household visited a park in the City of Fairfax in the last 12 months?**
























		Response Percent	Response Count
Yes		97.6%	121
No		2.4%	3
<b>answered question</b>			<b>124</b>
<b>skipped question</b>			<b>0</b>

**3. If you answered "Yes" to Question 2 above, please indicate how often you or members of your household visited parks within the past year.**

		Response Percent	Response Count
1 to 5 visits		23.8%	29
6 to 10 visits		16.4%	20
11 to 19 visits		14.8%	18
<b>20 or more visits</b>		<b>44.3%</b>	<b>54</b>
Did not visit parks in the past 12 months		0.8%	1
<b>answered question</b>			<b>122</b>
<b>skipped question</b>			<b>2</b>




**4. If you answered "Yes" to question 2 above, please check ALL of the parks and recreation facilities that you or members of your household have visited in the past 12 months.**

		Response Percent	Response Count
Ashby Pond Conservatory Site		12.4%	15
Blenheim Interpretive Center		29.8%	36
Cobbdale Park		6.6%	8
Country Club Hills Commons		7.4%	9
Dale Lestina Park		5.8%	7
Daniels Run Park		43.8%	53
Draper Drive Park		27.3%	33
Fairchester Woods Park		5.8%	7
Green Acres Park		23.1%	28
Green Acres Center		33.1%	40
Jester Property- (Undeveloped)		0.8%	1
Kitty Pozer Garden		25.6%	31
Kutner Park		21.5%	26
Old Town Hall		37.2%	45
Pat Rodio Park		19.0%	23
Providence Park		30.6%	37
Ranger Road Park		6.6%	8
Ratcliffe Park		21.5%	26
Rebel Run Property (undeveloped)		3.3%	4
Sager Trail		8.3%	10
School Street Park		0.0%	0
Shiloh Street Park		2.5%	3



Stacy C. Sherwood Community Center		52.9%	64
Stafford East Park (undeveloped)		3.3%	4
Stafford Drive Park		19.0%	23
Ted Grefe Park (undeveloped)		4.1%	5
Thaiss Memorial Park		17.4%	21
University Park		2.5%	3
<b>Van Dyck Park</b>		<b>75.2%</b>	<b>91</b>
Westmore Park		7.4%	9
Westmore School Site		8.3%	10
Willcoxon Park Trail		7.4%	9
Willow Wood Open Space (undeveloped)		0.0%	0
Daniels Run Elementary		30.6%	37
Fairfax High School		49.6%	60
Providence Elementary		22.3%	27
Sidney Lanier Middle School		37.2%	45
Northern Virginia Regional Parks		28.1%	34
Cross County Trail		12.4%	15
Gateway Regional Park		5.0%	6
Civic Association Parks/Pools		10.7%	13
Fairfax County Parks		42.1%	51
Oak Marr RECenter & Park		32.2%	39
GMU Recreation & Aquatic Center (RAC)		4.1%	5
GMU Athletic & Fitness Center (AFC)		3.3%	4
GMU Recreational Fields		0.8%	1

GMU Trails and Paths		10.7%	13
		Other (please specify)	2
<b>answered question</b>			<b>121</b>
<b>skipped question</b>			<b>3</b>

**5. How would you rate the physical condition of the parks and recreation facilities in Fairfax?**

		Response Percent	Response Count
Excellent		23.0%	28
<b>Good</b>		<b>70.5%</b>	<b>86</b>
Fair		6.6%	8
Poor		0.0%	0
<b>answered question</b>			<b>122</b>
<b>skipped question</b>			<b>2</b>

**6. Have you or any member of your household participated in any recreation programs, concerts, events, festivals, cultural activities, classes or leagues offered by the City of Fairfax or sports leagues in Fairfax over the past 12 months?**

		Response Percent	Response Count
Yes		85.2%	104
No		14.8%	18
<b>answered question</b>			<b>122</b>
<b>skipped question</b>			<b>2</b>



**7. How would you rate the quality of the programs in which you or members of your household participated?**

		Response Percent	Response Count
Excellent		35.5%	43
<b>Good</b>		<b>51.2%</b>	<b>62</b>
Fair		2.5%	3
Poor		0.0%	0
Did not participate		10.7%	13
<b>answered question</b>			<b>121</b>
<b>skipped question</b>			<b>3</b>






**8. Do you feel that there is a need for more parks and recreation facilities in the City of Fairfax?**

		Response Percent	Response Count
Yes		57.9%	70
No		42.1%	51
<b>answered question</b>			<b>121</b>
<b>skipped question</b>			<b>3</b>



**9. Have you or a member of your household visited a public outdoor swimming pool or aquatic center outside of the City of Fairfax in the past year?**

		Response Percent	Response Count
Yes		54.5%	67
No		45.5%	56
answered question			123
skipped question			1






**10. If you answered "Yes" to Question 9 above, please indicate how often you or members of your household visited an outdoor aquatic center or swimming pool outside of the City of Fairfax within the past year.**

		Response Percent	Response Count
1 to 5 visits		44.4%	40
6 to 10 visits		13.3%	12
11 to 19 visits		7.8%	7
20 or more visits		12.2%	11
Did not visit an outdoor pool or aquatic center in the past 12 months		22.2%	20
answered question			90
skipped question			34

**11. Have you or a member of your household visited a public indoor recreation center outside of the City of Fairfax in the past year?**

		Response Percent	Response Count
Yes		59.0%	72
No		41.0%	50
<b>answered question</b>			<b>122</b>
<b>skipped question</b>			<b>2</b>

**12. If you answered "Yes" to Question 11 above, please indicate how often you or members of your household visited an indoor public recreation center outside of the City of Fairfax within the past year.**

		Response Percent	Response Count
1 to 5 visits		41.9%	39
6 to 10 visits		12.9%	12
11 to 19 visits		4.3%	4
20 or more visits		17.2%	16
Did not visit an indoor recreation center in the past 12 months		23.7%	22
<b>answered question</b>			<b>93</b>
<b>skipped question</b>			<b>31</b>






























**13. The following are actions that the City of Fairfax could take to improve the parks, recreation, trails, open space, cultural activities, and events services in the City. Please indicate whether you would be very supportive, somewhat supportive, or not supportive of each action by checking the box next to the action.**

	<b>Very Supportive</b>	<b>Somewhat Supportive</b>	<b>Not Supportive</b>	<b>Not Sure</b>	<b>Rating Count</b>
Purchase land to preserve open space, natural, and historic areas.	<b>50.0% (60)</b>	29.2% (35)	15.0% (18)	5.8% (7)	120
Purchase land for developing athletic fields & recreational facilities	30.0% (36)	<b>42.5% (51)</b>	20.0% (24)	7.5% (9)	120
Purchase land to connect existing parks	<b>38.7% (46)</b>	32.8% (39)	15.1% (18)	13.4% (16)	119
Upgrade older parks and recreation facilities	<b>61.8% (76)</b>	28.5% (35)	4.1% (5)	5.7% (7)	123
Upgrade existing youth and adult athletic fields, including new lighting	<b>47.5% (58)</b>	36.9% (45)	10.7% (13)	4.9% (6)	122
Develop new athletic fields	25.9% (30)	<b>42.2% (49)</b>	23.3% (27)	8.6% (10)	116
Develop new recreational trails and connect existing trails	<b>58.3% (70)</b>	33.3% (40)	2.5% (3)	5.8% (7)	120
Develop new commuter biking trails	<b>50.0% (59)</b>	30.5% (36)	8.5% (10)	11.0% (13)	118
Restore stream corridors	<b>55.5% (66)</b>	26.9% (32)	5.9% (7)	11.8% (14)	119
Develop new nature, history and horticulture facilities	30.3% (36)	<b>39.5% (47)</b>	12.6% (15)	17.6% (21)	119
Develop new skate park	14.5% (17)	25.6% (30)	<b>50.4% (59)</b>	9.4% (11)	117
Develop new dog park	21.9% (25)	<b>40.4% (46)</b>	25.4% (29)	12.3% (14)	114
Develop new indoor recreation and fitness facilities	35.8% (43)	<b>37.5% (45)</b>	19.2% (23)	7.5% (9)	120
Develop an indoor swimming pool	<b>34.2% (41)</b>	32.5% (39)	26.7% (32)	6.7% (8)	120
Develop an outdoor family aquatic center	29.7% (35)	27.1% (32)	<b>32.2% (38)</b>	11.0% (13)	118

Add or improve restrooms in the parks	<b>57.5% (69)</b>	25.8% (31)	10.8% (13)	5.8% (7)	120
Develop new programs for teens	37.8% (45)	<b>43.7% (52)</b>	5.9% (7)	12.6% (15)	119
Improve the Green Acres Senior Center	<b>37.8% (45)</b>	37.0% (44)	8.4% (10)	16.8% (20)	119
Partner with GMU on outdoor athletic fields	<b>43.7% (52)</b>	29.4% (35)	12.6% (15)	14.3% (17)	119
Other	20.9% (9)	16.3% (7)	7.0% (3)	<b>55.8% (24)</b>	43
<b>answered question</b>					<b>123</b>
<b>skipped question</b>					<b>1</b>

**14. Do you or members of your household have a need for the City of Fairfax to develop the following facilities? Click on all of the facilities that correspond to the facilities you or members of your household would use if they were developed.**






















		Response Percent	Response Count
Small neighborhood parks		56.9%	66
Large community parks		42.2%	49
Rectangular fields for lacrosse, soccer, football, or field hockey		26.7%	31
Ice rink		12.9%	15
Baseball fields		13.8%	16
Softball fields		8.6%	10
Playgrounds		37.9%	44
Picnic shelters/picnic areas		36.2%	42
Non-paved walking and hiking trails		62.1%	72
<b>Paved walking and biking trails</b>		<b>69.8%</b>	<b>81</b>
Natural areas / nature parks		47.4%	55
Horticulture centers / community gardens		24.1%	28
Off-leash dog parks		24.1%	28
Pickleball		5.2%	6
Skateboarding/wheel park area		12.1%	14
Outdoor swimming pool or aquatic center		30.2%	35
Outdoor tennis courts		18.1%	21
Outdoor basketball courts		18.1%	21
Indoor gym (basketball, volleyball, wrestling)		35.3%	41



Indoor swimming pool or water park		44.0%	51
Performing arts venue		37.9%	44
Teen center		31.9%	37
Senior center		23.3%	27
Banquet facility/Meeting space		14.7%	17
Campgrounds		14.7%	17
Sprayground or splash pads		31.9%	37
Fitness / PAR course		28.4%	33

Other (please specify) 14
















<b>answered question</b>	<b>116</b>
<b>skipped question</b>	<b>8</b>












**15. Please click on the programs that you or members of your household have a need to be offered in the City of Fairfax.**

		Response Percent	Response Count
Youth learn-to-swim programs		23.5%	24
Pre-school programs		11.8%	12
Babysitting / child care		10.8%	11
Before and after-school programs		23.5%	24
Youth summer camp		35.3%	36
Youth sports programs		30.4%	31
Youth fitness and wellness		23.5%	24
Martial arts		10.8%	11
<b>Adult fitness and wellness</b>		<b>52.9%</b>	<b>54</b>
Water fitness		29.4%	30
Youth art, dance, performing arts		25.5%	26
Adult art, dance, performing arts		29.4%	30
Adult sports		26.5%	27
Senior programs		25.5%	26
Programs for mental/physically challenged		7.8%	8
Birthday parties		15.7%	16
Pet exercise / Dog park		25.5%	26
Teen programs		29.4%	30
Special events / Community festivals		45.1%	46
Nature programs		28.4%	29
Local history programs		33.3%	34

Gymnastics and tumbling programs		11.8%	12
Adult education & enrichment classes		40.2%	41
Other (please specify)			10
<b>answered question</b>			<b>102</b>
<b>skipped question</b>			<b>22</b>

**16. Listed below are potential improvements that could be made to existing parks in the City of Fairfax. Please check ALL the improvements you would most like to have made to parks in the City of Fairfax.**

		Response Percent	Response Count
Park entrance signs		21.8%	26
Improved parking		31.9%	38
More and improved sidewalks and trails		53.8%	64
Drinking fountains		49.6%	59
<b>Improved or more restrooms</b>		<b>62.2%</b>	<b>74</b>
Trail lighting		35.3%	42
Natural areas		40.3%	48
Dog park		22.7%	27
Playground equipment		30.3%	36
Bike racks		29.4%	35
Picnic shelters		33.6%	40
Picnic tables/benches		25.2%	30
Outdoor basketball courts		18.5%	22
More sports fields		24.4%	29
Sports field lighting		22.7%	27

Artificial turf athletic fields		22.7%	27
Upgrade the skate park		5.9%	7
Bike trails and bike lanes		47.9%	57
Handicap accessibility		21.0%	25
Add urban green space		36.1%	43
Park security lighting		34.5%	41
More landscaping		17.6%	21
Increased programs		29.4%	35
More info and registration		9.2%	11
Add security cameras		23.5%	28
Wider roads		7.6%	9

Other (please specify) 14

<b>answered question</b>	<b>119</b>
<b>skipped question</b>	<b>5</b>









**17. If you had \$100 in new funding, how would you allocate the \$100 among the following types of projects in the City of Fairfax? Choose from the pull-down menus in each box. (Please be sure your total adds up to \$100.)**

**Dollars**

	\$0	\$10	\$20	\$30	\$40	\$50	\$60
Acquisition of land for open space/green space / future park land	13.6% (11)	<b>25.9% (21)</b>	24.7% (20)	11.1% (9)	3.7% (3)	12.3% (10)	2.5% (2)
Development of walking and biking trails	6.7% (6)	<b>37.1% (33)</b>	22.5% (20)	15.7% (14)	2.2% (2)	7.9% (7)	2.2% (2)
Improvements/maintenance of existing parks, playgrounds, game courts, and picnic areas	2.3% (2)	<b>32.6% (28)</b>	29.1% (25)	18.6% (16)	4.7% (4)	8.1% (7)	1.2% (1)
Improvements/construction of new athletic fields (i.e. softball, soccer, baseball, football, etc.)	20.0% (14)	<b>30.0% (21)</b>	14.3% (10)	15.7% (11)	4.3% (3)	2.9% (2)	1.4% (1)
Development of new outdoor family aquatic center (swimming pool)	<b>29.7% (19)</b>	21.9% (14)	21.9% (14)	6.3% (4)	1.6% (1)	1.6% (1)	4.7% (3)
Development of new outdoor parks and recreation facilities (i.e. playgrounds, shelters, etc.)	11.8% (8)	<b>57.4% (39)</b>	13.2% (9)	2.9% (2)	0.0% (0)	5.9% (4)	0.0% (0)
Development of new indoor recreation facilities (i.e. gyms, exercise equipment, pools, etc.)	14.1% (10)	<b>29.6% (21)</b>	15.5% (11)	18.3% (13)	7.0% (5)	7.0% (5)	1.4% (1)
Develop new or improve senior center facilities	23.1% (15)	<b>36.9% (24)</b>	10.8% (7)	7.7% (5)	1.5% (1)	4.6% (3)	4.6% (3)
Other:	<b>48.6% (18)</b>	29.7% (11)	8.1% (3)	0.0% (0)	2.7% (1)	5.4% (2)	0.0% (0)



## 18. What is your age?



		Response Percent	Response Count
9 years old or under		0.0%	0
10-13 years old		16.4%	20
15-19 years old		6.6%	8
20-24 years old		0.0%	0
25-34 years old		5.7%	7
<b>35-44 years old</b>		<b>22.1%</b>	<b>27</b>
45-54 years old		21.3%	26
55-64 years old		12.3%	15
65-74 years old		9.0%	11
Over 75 years old		6.6%	8
<b>answered question</b>			<b>122</b>
<b>skipped question</b>			<b>2</b>

## 19. Counting yourself, how many people in your household are of the following ages?

### Household members

	0	1	2	3	4	m
0-9 years old	25.5% (14)	<b>40.0% (22)</b>	29.1% (16)	5.5% (3)	0.0% (0)	
10-19 years old	4.6% (3)	43.1% (28)	<b>47.7% (31)</b>	4.6% (3)	0.0% (0)	
20-34 years old	39.3% (11)	<b>42.9% (12)</b>	14.3% (4)	3.6% (1)	0.0% (0)	
35-44 years old	17.6% (9)	35.3% (18)	<b>45.1% (23)</b>	2.0% (1)	0.0% (0)	
45-54 years old	5.6% (3)	37.0% (20)	<b>57.4% (31)</b>	0.0% (0)	0.0% (0)	
55-64 years old	<b>33.3% (11)</b>	<b>33.3% (11)</b>	30.3% (10)	3.0% (1)	0.0% (0)	
65-74 years old	<b>40.0% (10)</b>	24.0% (6)	36.0% (9)	0.0% (0)	0.0% (0)	
75 or over	<b>57.9% (11)</b>	15.8% (3)	26.3% (5)	0.0% (0)	0.0% (0)	
						answered
						skipped

## 20. What is your gender?

		Response Percent	Response Count
Male		39.5%	47
Female		60.5%	72
			answered question
			119
			skipped question
			5

**21. What recommendations would you like for the City of Fairfax to consider in the Strategic Plan for Parks, Recreation, Trails, Open Space, Events and Cultural Activities? (maximum of 100 characters and spaces). If you need additional space, please visit the Strategic Plan web site at [www.OurParksOurFuture.com](http://www.OurParksOurFuture.com).**

	<b>Response Count</b>
	66
<b>answered question</b>	<b>66</b>
<b>skipped question</b>	<b>58</b>

**Q1. What is your home zip code?**

1	20010	Oct 22, 2013 7:48 PM
2	22030	Oct 11, 2013 10:49 AM
3	20121	Aug 5, 2013 1:19 PM

**Q4. If you answered "Yes" to question 2 above, please check ALL of the parks and recreation facilities that you or members of your household have visited in the past 12 months.**

1	various mountain bike trails	Oct 22, 2013 7:48 PM
2	This list combines City, County, and Regional facilities. Question 2 refers to only City Parks. I have visited City parks 6-10 times, but I have visited County and Regional parks/faciliteis 20 or more times.	Sep 18, 2013 1:31 PM

**Q14. Do you or members of your household have a need for the City of Fairfax to develop the following facilities? Click on all of the facilities that correspond to the facilities you or members of your household would use if they were developed.**

1	Nature preserve for wildlife, not humans. More trash cans & doggie bag stations in the parks. No killing deer or wildlife in parks or on private property.	Oct 16, 2013 12:51 AM
2	None	Sep 30, 2013 11:25 AM
3	Safe, well defined bike trail / path to the Vienna Metro. Safe passage across Rt. 50 at Pickett Road.	Sep 27, 2013 4:58 PM
4	new senior center to replace Green Acres	Sep 20, 2013 10:38 AM
5	Outdoor ice rink	Sep 18, 2013 8:35 PM
6	Outdoor ice rink	Sep 18, 2013 5:20 PM
7	Running track (highest priority)	Sep 12, 2013 10:37 PM
8	paved track	Aug 27, 2013 8:31 PM
9	paved track	Aug 9, 2013 7:20 AM
10	Paved track (Sidney Lanier); Indoor track; outdoor long covered slides at Van Dyck (for adults & kids)	Aug 8, 2013 7:36 PM
11	Public art	Aug 6, 2013 12:07 PM
14	outdoor pool	Aug 5, 2013 12:17 PM

**Q15. Please click on the programs that you or members of your household have a need to be offered in the City of Fairfax.**

1	Simple outdoor concert stage for young bands, like Ft Reno park in DC. No killing deer or wildlife in parks or on private property.	Oct 16, 2013 12:51 AM
2	GA needs to be demolished&replaced with a new facility	Sep 20, 2013 10:38 AM
3	Parent/child fitness or classes	Sep 18, 2013 8:35 PM
4	Family fitness classes (multi-age)	Sep 18, 2013 5:20 PM
5	current offerings are good	Sep 18, 2013 10:55 AM
6	natural hiking areas longer than a mile one-way	Aug 29, 2013 9:29 AM
7	Public art	Aug 6, 2013 12:07 PM
10	None	Aug 5, 2013 12:14 PM

**Q16. Listed below are potential improvements that could be made to existing parks in the City of Fairfax. Please check ALL the improvements you would most like to have made to parks in the City of Fairfax.**

1	More trash cans & doggie bag stations. No killing deer or wildlife in parks or on private property.	Oct 16, 2013 12:51 AM
2	organic turf fields - with a proper base so drain when rains	Oct 1, 2013 10:41 AM
3	Just clean the restrooms.	Sep 30, 2013 11:25 AM
4	move the skate park, so more parking for Sherwood.	Sep 27, 2013 6:56 PM
5	Security patrols for Willcoxon park/trail; garbage bins	Sep 27, 2013 5:35 PM
6	new senior citizen rec center to replace Green Acres	Sep 20, 2013 10:38 AM
7	Better use if existing space	Sep 18, 2013 8:35 PM
8	Recycling containers	Aug 8, 2013 7:33 PM
9	Pictures of Bikes in road is NOT a bike lane.	Aug 8, 2013 8:00 AM
10	Recycling containers	Aug 6, 2013 3:37 PM
11	Public art	Aug 6, 2013 12:07 PM
14	Less Paved Trails.	Aug 5, 2013 12:14 PM

**Q21. What recommendations would you like for the City of Fairfax to consider in the Strategic Plan for Parks, Recreation, Trails, Open Space, Events and Cultural Activities? (maximum of 100 characters and spaces). If you need additional space, please visit the Strategic Plan web site at [www.OurParks...](http://www.OurParks...)**

1	I think that the City of Fairfax is headed in the right direction!	Oct 22, 2013 7:48 PM
2	Please keep all hunters, especially bow hunters, out of our parks & City limits. An informal, simple outdoor concert stage for young local bands, like Ft Reno park in DC. More trash cans & dog bag stations would be great.	Oct 16, 2013 12:51 AM
3	Sidewalks and walking trails throughout; senior center upgrades	Oct 12, 2013 12:19 PM
4	More performances for children and families both outdoor and indoor. The existing properties the city have would be great for this!	Oct 10, 2013 4:37 PM
5	Thank you for looking into people's preferences. I'm generally happy with what is available already, but would use improved facilities more.	Oct 10, 2013 1:25 PM
6	Please think about what would make Fairfax City a fun and safe place to live! A pretty & active/healthy place!	Oct 1, 2013 9:21 PM
7	pesticide free parks for the safety of people, pets and pollinators	Oct 1, 2013 10:41 AM
8	Consider budget when considering improvement. Keep parks you have well maintained. No need for more.	Sep 30, 2013 11:25 AM
9	Add land, improve & add facilities, improve & add programs. Safe, clean, well lit, ample parking.	Sep 28, 2013 8:09 PM
10	I REALLY would like the current skate park moved back on Van Dyke, to allow for parking at Sherwood	Sep 27, 2013 6:56 PM
11	Paved track on the west side of the City (around the Sidney Lanier/Providence ES area)	Sep 27, 2013 6:15 PM
12	Preserve the trails we currently have e.g. Daniel's Run - sometimes the best development is no development! Reopen the tunnel underneath Pickett Rd - for safety reasons and to create a wildlife corridor.	Sep 27, 2013 5:35 PM
13	Would like to be able to walk/bike through and between parks (& around city) safely. Thank you for asking & consdiering opinions.	Sep 27, 2013 5:04 PM
14	Walkable parks and recreation - more bus trips to places - splash park	Sep 24, 2013 8:39 PM
15	Cost effective things that have "big bang" for the buck\$ Spend on simple things that have value to all citizens	Sep 20, 2013 3:46 PM
16	Demolish GA;replace w.a new (updated & modern) comm.center to include space for S.C. facility.	Sep 20, 2013 10:38 AM
17	Besides buying more park space, don't endeavor to develop more or spend \$ that way. Do better with what we already have.	Sep 19, 2013 6:48 AM
18	Don't buy more space! Improve the space we have - e.g. see The Pallisades Park (DC). Don't compete w/ existing: ice rink, neighborhood pools, OakMar, Lifetime - build something OUTSIDE and not offered elsewhere in the City or	Sep 18, 2013 8:35 PM



**Q21. What recommendations would you like for the City of Fairfax to consider in the Strategic Plan for Parks, Recreation, Trails, Open Space, Events and Cultural Activities? (maximum of 100 characters and spaces). If you need additional space, please visit the Strategic Plan web site at [www.OurParks...](http://www.OurParks...)**

	nearby e.g an outdoor ice rink that's a splash park/fountain in Summer. Allow food trucks at parks to encourage gatherings. Have open air concerts w/ wine at Van Dyke "bowl"	
19	New multi-purpose senior center/recreation center.	Sep 18, 2013 8:05 PM
20	The City already has enough acreage in the current park system. Updating and upgrading the current facilities is all that is necessary.	Sep 18, 2013 5:20 PM
21	Keep Fairfax City GREEN. FFX Cnty is no longer the "greenest county in America".	Sep 18, 2013 4:52 PM
22	One thing funds should be spent on are to maintain the outdoor music program that used to be at City Hall. It was very pleasant and I presume cost very little. Spending a lot of money on artificial turf seems like a waste of money when you can't keep up the low cost, enjoyable things in the community.	Sep 18, 2013 4:13 PM
23	Keep up the great work!	Sep 18, 2013 3:34 PM
24	additional activities for Jr. High and High Schoolers. There currently no after school program for them. Add additional 1 hour to the Teen Summer Program since most parents do not get home until 5Pm. It is hard to pick up the kids at 4PM.	Sep 18, 2013 2:17 PM
25	Traffic considerations and placement of parks	Sep 18, 2013 12:54 PM
26	Better utilize existing parks and facilities to include upgrades/dates to Green Achers. More running/biking trails	Sep 18, 2013 12:44 PM
27	Better care and monitoring of the skate park. Very evident that many patrons of the skate park are doing illegal activities there during day hours. This is very concerning for the young kids that like that area in the early morning.	Sep 18, 2013 12:04 PM
28	Put Turf field(s) and proper track in at Lanier MS - that field is an embarrassment. Let's improve what we have before buying up new land/stuff. Parking at Kutner is an issue.	Sep 18, 2013 11:44 AM
29	Improve Senior Center and offer an indoor therapy pool	Sep 18, 2013 11:31 AM
30	Strongly support expansion of the archery deer program to new parks and public lands.	Sep 18, 2013 11:17 AM
31	Improve what you already have.	Sep 18, 2013 11:15 AM
32	Upgrade the senior center	Sep 18, 2013 11:08 AM
33	Large events like a concerts (like Herndon's Friday Night Live), Wine festivals, etc.	Sep 18, 2013 10:56 AM
34	We need a running track for non-school recreational leagues and casual (unscheduled) use	Sep 12, 2013 10:37 PM

**Q21. What recommendations would you like for the City of Fairfax to consider in the Strategic Plan for Parks, Recreation, Trails, Open Space, Events and Cultural Activities? (maximum of 100 characters and spaces). If you need additional space, please visit the Strategic Plan web site at [www.OurParks...](http://www.OurParks...)**

35	Add playground equipment to the Commons in Country Club Hills	Aug 30, 2013 8:23 PM
36	more natural upland forest/stream hiking areas; continue no hunting allowed, a problem that now keeps me out of FX county parts for the ENTIRE winter.	Aug 29, 2013 9:29 AM
37	The baseball fields in the City of Fairfax are significantly worse than the fields in the surrounding cities and much worse compared to facilities in the neighboring counties.	Aug 18, 2013 4:18 PM
38	Stop building homes and offices and improve what is already built. We need more green space.	Aug 13, 2013 10:16 AM
39	Keeping the beauty of trees and plants in and around the facilities as developed. Not going overboard with fadish items that may initially seem good but have a narrow focus - splash pads...	Aug 9, 2013 7:20 AM
40	Work with Fairfax County to build a RECenter which can be added to the list of Fairfax County RECenters. Allow City and County to join just like the current RECenters, this would help off set the cost. Make it like Cub Run only bigger with more slides and a bigger lazy river and lap pools; also have fitness room and classrooms. This would be a win-win for everything. Use the Westmore grounds for the RECenter.	Aug 8, 2013 7:36 PM
41	A wider variety of music in the parks; rock, folk, blues, jazz, acoustic; expand the audience!!!!	Aug 8, 2013 7:33 PM
42	Consider getting businesses to sponsor new park/recreation features	Aug 8, 2013 5:35 PM
43	Very appreciative of the ongoing community outreach to gather input on the Strategic Plan. Thnaks.	Aug 8, 2013 8:42 AM
44	Have a big picture plan. For example Connect the recreation with trails so that there is less need for cars.	Aug 8, 2013 8:00 AM
45	Avoid adding extensive impermeable surfaces in parklands; do not sacrifice existing open space for new projects like pools, skating rinks, hard surface playing fields for baseball, etc., and instead purchase new property for such uses; pursue tree health, eliminate invasives and plant native species; be concerned with watershed issues by maintaining open space and vegetation to absorb, slow, and filter stormwater; implement stream restoration and stabilization in parklands.	Aug 8, 2013 7:15 AM
46	Please prioritize preservation of green space and passive recreation. These are valuable to our community's overall health.	Aug 8, 2013 5:08 AM
47	Improve existing or build new Senior Center. Build theraputic pool.	Aug 7, 2013 10:07 PM
48	Public artwork should be found all over our city	Aug 6, 2013 12:07 PM
49	have better bathrooms	Aug 5, 2013 1:19 PM
50	increase the amount of securtiy.	Aug 5, 2013 1:16 PM

**Q21. What recommendations would you like for the City of Fairfax to consider in the Strategic Plan for Parks, Recreation, Trails, Open Space, Events and Cultural Activities? (maximum of 100 characters and spaces). If you need additional space, please visit the Strategic Plan web site at [www.OurParks...](http://www.OurParks...)**

51	A gun range, I suppose. Somewhere that you can go w/ your dad and shoot a gun.	Aug 5, 2013 12:44 PM
54	Remove all paved trails, minimal outdoor lighting, no athletic fields, access to all municipal documents by citizens	Aug 5, 2013 12:14 PM
55	dont make people take surveys	Aug 5, 2013 12:04 PM
56	new turf fields with lights	Aug 5, 2013 12:02 PM
57	new turf fields with lights	Aug 5, 2013 12:00 PM
58	soccer fields with lights and cheerleaders for every kid soccer games hot ones please	Aug 5, 2013 11:44 AM
59	enjoy life. live free stop to smell the flowers	Aug 5, 2013 11:30 AM
60	have more events	Aug 5, 2013 10:26 AM
61	waterpark	Aug 5, 2013 10:23 AM
62	Better field trips for summer camps	Aug 5, 2013 10:07 AM
63	Better field trips for the Teen Center.	Aug 5, 2013 10:05 AM
64	Better field trips for the Teen Center.	Aug 5, 2013 10:05 AM
65	i would like to have a soccer field put in.	Aug 5, 2013 9:43 AM
66	i would like to have a soccer field put in.	Aug 5, 2013 9:42 AM

This page intentionally blank.